

CC - ITES
Competences Center for Interfaces – Tribocorrosion and Electrochemical Systems
<http://www.cc-ites.ugal.ro/>

Prof. Dr. Ph.D. Lidia BENEĂ
Competences Center Interfaces-Tribocorrosion and Electrochemical Systems (CC-ITES)
 Faculty of Engineering
 "Dunarea de Jos" University of Galati
 Fax: + 40 236 461353
 Phone: +40 744 216277
 E-mail: Lidia.Benea@ugal.ro ; lidiabd@yahoo.com

UNIVERSITATEA "DUNĂREA DE JOS" DIN GALAȚI	
Nr. înregistrare	R 2750
Data intrare/ieșire	2017/2014

Anexa 5

FIȘA DE AUTOEVALUARE¹ : 2017

TOTAL A + B + C + D + E = 7478.01
4458.01 + 1475 + 20 + 945 + 580

TOTAL A (30 %) + B (30 %) + C (20 %) + D (10 %) + E (10 %)
1337.40 + 442.5 + 4 + 94.50 + 58 = 1936.4

1936.4

Nr. crt.	Denumire criteriu/pondere	Punctaj
A	Performanța în cercetarea științifică (30%) TOTAL A = 4458.01	
A1	Articole publicate în reviste cotate ISI - Web of Science (Thomson Reuters) Anexa: Cap A_CC_ITES_Anexe_A1-A2 si A5_Articole publicate în reviste ISI Impact publicatii ISI Proceed	348.5
A2	Impactul publicațiilor Anexa: Cap A_CC_ITES_Anexe_A1-A2 si A5_Articole publicate în reviste ISI Impact publicatii ISI Proceed	90.58
A3	Lucrari prezentate la manifestari științifice internaționale, publicate în rezumat în reviste cotate ISI - Web of Science (Thomson Reuters)	-
A4	Articole publicate în reviste indexate în baze de date internaționale Anexa: Cap A_CC_ITES_Anexea_A4_Articole publicate în reviste BDI	10
A5	Lucrari prezentate la manifestari științifice internaționale, publicate integral într-un volum editat, inclusiv electronic (Conference Proceedings Citation Index- Science, Web of Science, Thomson Reuters) Anexa: Cap A_CC_ITES_Anexe_A1-A2 si A5_Articole publicate în reviste ISI Impact publicatii ISI Proceed	246.83
A6	Număr de citări conform Web of Science (Thomson Reuters) Anexa: Cap A_CC_ITES_Anexea_A6_Număr de citări conform Web of Science	3620
A7	Comunicări orale prezentate la manifestări științifice internaționale Anexa: Cap A_CC_ITES_Anexea_A7_Comunicări orale prezentate la manifestari științifice internaționale	99.57

¹ Se vor anexa dovezi

FISA DE AUTOEVALUARE CC-ITES 2016-2017

A8	Comunicări orale prezentate la manifestări științifice naționale Anexa: Cap A_CC_ITES_Anexa_A8_Comunicări științifice prezentate la conferințe naționale	12.53
A9	Participare la o expoziție națională cu exponate de patrimoniu	-
A10	Participare la o expoziție internațională cu exponate de patrimoniu	-
A11	Traducerea unei cărți de specialitate apărută în editura Academiei Române sau într-o editură recunoscută la nivel național Anexa: Cap A_CC-ITES_Anexa A11_Carte de specialitate într-o editură recunoscută la nivel național	30
A12	Gestionarea și conservarea unui fond cultural și / sau științific de interes național și / sau internațional	-
B	Capacitatea de a atrage fonduri de cercetare <i>(se vor lua în considerare doar sumele care au revenit unitatii de cercetare sau facultății în care aceasta funcționează) / (30%)</i> TOTAL: B = 1475 p	
B1	Granturi câștigate /derulate de membrii unității de cercetare finanțate din fonduri internaționale Anexa: Cap_B_CC_ITES_Anexe_B1 - B6_Capacitatea de a atrage fonduri de cercetare	1 * 500 500 p.
B2	Granturi câștigate /derulate de membrii unității de cercetare finanțate din fonduri naționale Anexa: Cap_B_CC_ITES_Anexe_B1 - B6_Capacitatea de a atrage fonduri de cercetare	3 * 250 750 p
B3	Contracte extrabugetare câștigate /derulate de membrii unității de cercetare finanțate din fonduri naționale/internaționale	-
B4	Propuneri de proiecte elaborate de membrii UC în cadrul competițiilor naționale/internaționale Anexa: Anexa: Cap_B_CC_ITES_Anexe_B1 - B6_Capacitatea de a atrage fonduri de cercetare	3 * 75 225 p
B5	Manifestări științifice (congrese, conferințe, simpozioane) sau școli de vară internaționale organizate de membrii unității de cercetare	-
B6	Manifestări științifice (congrese, conferințe, simpozioane) sau școli de vară naționale organizate de membrii unității de cercetare	-
C	Capacitatea de a dezvolta servicii, tehnologii, produse (20%) TOTAL C = 20 p	
C1	Cereri de brevet înregistrate la nivel internațional de către membrii UC	-
C2	Cereri de brevet înregistrate la nivel național de către membrii UC Anexa: Cap_C_CC-ITES_Anexa_C2_Cereri brevet	1 / 20 p
C3	Brevete acordate la nivel internațional de către membrii UC	-
C4	Brevete acordate la nivel național de către membrii UC	-
C5	Produse/servicii/tehnologii rezultate din activități de cercetare, bazate pe brevete, omologări sau inovații proprii.	-
C6	Studii prospective și tehnologice, normative, proceduri, metodologii și planuri tehnice, noi sau perfecționate, comandate sau utilizate de beneficiar.	-
D	Capacitatea de a pregăti superior tineri cercetători (10%) TOTAL D = 945 p	
D1	Conducători de doctorat care activează în unitatea de cercetare Anexa: Cap_D_CC-ITES_Anexa D1-D2_Teze de doctorat	1 / 75 p

FISA DE AUTOEVALUARE CC-ITES 2016-2017

D2	Doctoranzi care desfășoară studii doctorale în unitatea de cercetare Anexa: Cap D_CC-ITES_Anexa D1-D2_Teze de doctorat	4 / 200 p
D3	Bursieri post-doctorat care desfășoară stagii de cercetare în unitatea de cercetare	-
D4	Acorduri de colaborare internaționale încheiate de unitatea de cercetare Anexa: Cap D_CC-ITES_Anexa D4 Acorduri internaționale	2 / 100 p
D5	Acorduri de colaborare naționale încheiate de unitatea de cercetare	-
D5	Stagii pentru cercetători din instituții naționale/internaționale derulate în cadrul UC	-
D6	Studenți/masternazi implicați în programe de licență/masterat care desfășoară activitate de cercetare în UC Anexa: Anexa: Cap D_CC-ITES_Anexa D6_Studenti licenta - master	19 / 570 p
E	Prestigiul științific (toată perioada de activitate) /(10%) TOTAL E = 580	
E1	Membri în colectivele editoriale ale unor reviste internaționale (cotate de Web of Science, Thomson Reuters) sau ale unor edituri internaționale	-
E2	Membri în colectivele editoriale ale unor reviste indexate în baze de date internaționale sau al unor edituri naționale Anexa: Cap_E_Anexa_E1-E8_Prestigiul științific (toată perioada de activitate)	100
E3	Membri în conducerea unor organizații internaționale de specialitate	-
E4	Cercetători din unitatea de cercetare membri ai Academiei Române sau a altor academii naționale	-
E5	Membri de onoare (fellow, senior) ai unor societăți științifice naționale/internaționale	-
E6	Premii ale Academiei Române Anexa: Cap_E_Anexa_E1-E8_Prestigiul științific (toată perioada de activitate)	1 * 30 30 p
E7	Referent științific al unor reviste cotate ISI sau al unor edituri internaționale de renume Anexa: Cap_E_Anexa_E1-E8_Prestigiul științific (toată perioada de activitate).	26 * 15 390 p
E8	Referent științific al unor reviste indexate în baze de date internaționale sau al unor edituri recunoscute la nivel național Anexa: Cap_E_Anexa_E1-E8_Prestigiul științific (toată perioada de activitate).	6 * 10 60 p

Nic – nr. autori din unitatea de cercetare

Na – nr. total de autori


UC – unitatea de cercetare

FiI – factor de impact

Director CC-ITES

Prof. univ. dr. chim. Lidia BENEĂ





CC - ITES

Competences Center for Interfaces – Tribocorrosion and Electrochemical Systems

<http://www.cc-ites.ugal.ro/>

Prof. Dr. Ph.D. Lidia BENEĂ

Competences Center Interfaces-Tribocorrosion and Electrochemical Systems (CC-ITES)

Faculty of Engineering

"Dunarea de Jos" University of Galati

Fax: + 40 236 461353

Phone: +40 744 216277

E-mail: Lidia.Benea@ugal.ro ; lidiabd@yahoo.com

ANEXA 3

**În atenția Serviciului de Cercetare, dezvoltare și inovare,
Universitatea Dunărea de Jos din Galați**

Subsemnatul/Subsemnata **BENEĂ Lidia, prof. univ. dr. chim. și Director al Centrului de Cercetare CC-ITES**, (nume, prenume, grad didactic și de cercetare), în calitate de responsabil al **U.C. Centrul de Competențe Interfete-Tribocoroziune și Sisteme Electrochimice, (CC-ITES)**, organizată în cadrul Departamentului **Ingineria Mediului și Securității în Industrie (IMSI)**, din cadrul **Facultății de Inginerie**, solicit demararea procedurii de evaluare, acreditare și ierhizare a unității de cercetare.

Activitatea de cercetare unității de cercetare se desfășoară în domeniul fundamental


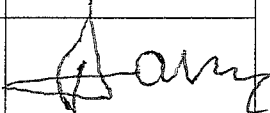






Cod DFI=20 / Științe inginerești

Cod RSI= 70 / Inginerie mecanică, mecatronică, inginerie industrială și management.

Cod DSU_D / M = 10 / Ingineria materialelor

Membrii care și-au exprimat acordul de a activa în cadrul unității de cercetare și a căror activitate va fi evaluată pentru **perioada anului 2017** sunt cuprinși în tabelul următor:

Nr.	Nume, Prenume	Grad didactic/de cercetare	Obsv*	Semnătura
1	BENEĂ Lidia	Director Prof. dr. chim	titular	
2	CIUBOTARIU (MUREȘAN) Alina Crina	Director științific S.L. dr. chim.	titular	
3	DRAGAN Viorel	Director executiv/ Titular Conf. dr. ing.	titular	
4	BALTĂ Ștefan	Responsabil laborator sisteme membranare	titular	
5	CHIRIAC Alexandru	Responsabil lab toxicologie Prof. dr. ing. farm.	titular	

6	DUMITRAȘCU Valentin Marian	Comisia calitate/ membru	Doctorand asociat	
7	BALINT Simion Ioan	Conf. dr. ing Resp. pag. Web	titular	
8	SIMIONESCU Nicoleta	Drd. membru	Doctorand asociat	
9	RAVOIU Anca	Drd. membru	Doctorand asociat	
10	PINTILIE Ștefan	Drd. membru	Doctorand asociat	
11	MARDARE Laurențiu	Drd. membru	Doctorand asociat	
12	GOROVEI Claudia Mihaela	Drd. membru	Doctorand asociat	
13	LAZAR Andreea Liliiana	Tehnician / membru	titular	

*Se specifică calitatea (membru titular sau membru asociat) și dacă deține funcție .

Data: 27.06.2018


Coordonator unitate de cercetare,
Prof. univ. dr. chim. Lidia BENEĂ



CUPRINS

A	Performanța în cercetarea științifică (30%)	
A1	Articole publicate în reviste cotate ISI - Web of Science (Thomson Reuters), <i>Anexa: Cap A_CC-ITES_Anexe_A1-A2 si A5</i>	6
A2	Impactul publicațiilor - <i>Anexa: Cap A_CC-ITES_Anexe_A1-A2 si A5</i>	6
A4	Articole publicate în reviste indexate în baze de date internaționale - <i>Anexa: Cap A_CCITES_Anexa_A4</i>	16
A5	Lucrari prezentate la manifestari științifice internaționale, publicate integral într-un volum editat, inclusiv electronic (Conference Proceedings Citation Index- Science, Web of Science, Thomson Reuters) - <i>Anexa: Cap A_CC-ITES_Anexe_A1-A2 si A5</i>	6
A6	Număr de citări conform Web of Science (Thomson Reuters) - <i>Anexa: Cap A_CC-ITES_Anexa_A6</i>	17
A7	Comunicări orale prezentate la manifestări științifice internaționale - <i>Anexa: Cap A_CCITES_Anexa_A7</i>	49
A8	Comunicări orale prezentate la manifestări științifice naționale - <i>Anexa: Cap A_CC-ITES_Anexe_A8</i>	55
A11	Traducerea unei cărți de specialitate apărută în editura Academiei Române sau într-o editură recunoscută la nivel național - <i>Anexa: Cap A_CC-ITES_Anexe_A11</i>	59
B	Capacitatea de a atrage fonduri de cercetare (se vor lua în considerare doar sumele care au revenit unitatii de cercetare sau facultății în care aceasta funcționează) (30%)	
B1	Granturi câștigate /derulate de membrii unității de cercetare finanțate din fonduri internaționale - <i>Anexa: Cap B_CC-ITES_Anexe_B1-B6</i>	61
B2	Granturi câștigate /derulate de membrii unității de cercetare finanțate din fonduri naționale - <i>Anexa: Cap B_CC-ITES_Anexe_B1-B6</i>	61
B4	Propuneri de proiecte elaborate de membrii UC în cadrul competițiilor naționale/internaționale- <i>Anexa: Cap B_CC-ITES_Anexe_B1-B6</i>	61
B5	Manifestări științifice (congrese, conferințe, simpozioane) sau școli de vară internaționale organizate de membrii unității de cercetare - <i>Anexa: Cap B_CC-ITES_Anexe_B1-B6</i>	61
C	Capacitatea de a dezvolta servicii, tehnologii, produse (20%)	
C2	Cereri de brevet înregistrate la nivel național de către membrii UC - <i>Anexa: Cap</i>	

	<i>C_CC-ITES_Anexa_C2</i>	64
D	Capacitatea de a pregăti superior tineri cercetători (10%)	
D1	Conducători de doctorat care activează în unitatea de cercetare - <i>Anexa: Cap D_CC-ITES_Anexa_D1-D2</i>	65
D2	Doctoranzi care desfășoară studii doctorale în unitatea de cercetare - <i>Anexa: Cap D_CC-ITES_Anexa_D1-D2</i>	66
D3	Bursieri post-doctorat care desfășoară stagii de cercetare în unitatea de cercetare - <i>Anexa: Cap D_CC-ITES_Anexa_D3</i>	66
D4	Acorduri de colaborare internaționale încheiate de unitatea de cercetare - <i>Anexa: Cap D_CC-ITES_Anexa_D4</i>	67
D6	Studenti/masteranzi implicați în programe de licență/masterat care desfășoară activitate de cercetare în UC - <i>Anexa: Cap D_CC-ITES_Anexa_D6</i>	69
E	Prestigiul științific (toată perioada de activitate) /(10%)	
E2	Membri în colectivele editoriale ale unor reviste indexate în baze de date internaționale sau al unor edituri naționale - <i>Anexa: Cap E_CC-ITES_Anexa_E1-E8</i>	70
E6	Premii ale Academiei Române - <i>Anexa: Cap E_CC-ITES_Anexa_E1-E8</i>	70
E7	Referent științific al unor reviste cotate ISI sau al unor edituri internaționale de renume - <i>Anexa: Cap E_CC-ITES_Anexa_E1-E8</i>	70
E8	Referent științific al unor reviste indexate în baze de date internaționale sau al unor edituri recunoscute la nivel național - <i>Anexa: Cap E_CC-ITES_Anexa_E1-E8</i>	70



CC - ITES

Competences Center for Interfaces – Tribocorrosion and Electrochemical Systems
<http://www.cc-ites.ugal.ro/>

Prof. Dr. Ph.D. Lidia BENEĂ
Competences Center Interfaces-Tribocorrosion and Electrochemical Systems (CC-ITES)
Faculty of Engineering
"Dunarea de Jos" University of Galati
Fax: + 40 236 461353
Phone: +40 744 216277
E-mail: Lidia.Benea@ugal.ro ; lidiabd@yahoo.com

A. Performanța în cercetarea științifică (30%)

TOTAL A1+A2+A5 = 685.91

$$A1 + A2 + A5 = 348.5 + 90.58 + 246.83 = 685.91 \text{ p}$$

A.1. Articole publicate în reviste cotate ISI - Web of Science (Thomson Reuters)

348.5 p

A.2. Impactul publicațiilor

90.58 p

A.5. Lucrari prezentate la manifestari științifice internaționale, publicate integral într-un volum editat, inclusiv electronic (Conference Proceedings Citation Index- Science, Web of Science, Thomson Reuters)

246.83 p

A.1.1.

Autori	Valentin Marian Dumitrașcu, Lidia Benea
Articol	<i>Improving the Corrosion Behaviour of 6061 Aluminum Alloy by Controlled Anodic Formed Oxide Layer</i>
Revista	Revista de Chimie, Volume 68, No. 1, Pages: 77-80, 2017.
ISSN	0034-7752
SRI (scor relativ de influenta)	0.164
Factor de impact	1.232
DOI	-
Accession Number	-
Anexa 5 Punctaj A1.6 30*Nic / Na Nic= nr autori centru Na=nr total autori	30*2/2= 30
A2.6 (35*FI) + (70*SRI) FI=factor impact SRI= scor relativ de influenta	(35*1.232) + (70*0.164)= 43.12 + 11.48 = 54.60

A.1.2.

Autori	Stefan Catalin PINTILIE, Laurentia Geanina TIRON, Iulian
--------	---



	Gabriel BIRSAN, Daniel GANEA, Stefan BALTA,
Articol	<i>INFLUENCE OF ZnO NANOPARTICLE SIZE AND CONCENTRATION ON THE POLYSULFONE MEMBRANE PERFORMANCE</i>
Revista	Revista Romana de Materiale - Romanian Journal of Materials, Vol.54 (2), pg. 257-261, 2017
ISSN	0025-5289
SRI (scor relativ de influenta)	0.125
Factor de impact	0.778
DOI	-
Accession Number	-
Anexa 5 Punctaj A1.7 30*Nic / Na Nic= nr autori centru Na=nr total autori	$30 * 1/5 = 6$
A2.7 (35*FI) + (70*SRI) FI=factor impact SRI= scor relativ de influenta	$(35 * 0.778) + (70 * 0.125) = 27.23 + 8.75 = 35.98$

A.1.3.

Autori	Valentin Dumitrașcu, Lidia Benea, Eliza Dănăilă
Articol	<i>Characterization of nanoporous aluminum oxide layers obtained by controlled anodic oxidation</i>
Revista	Nano, Bio and Green – Technologies for a Sustainable Future, Conference Proceedings, Proceedings of 17th International Multidisciplinary Scientific GeoConference SGEM 2017, Vol. 17 – Micro and Nano Technologies, p. 43–50, 2017
ISSN	1314-2704
SRI (scor relativ de influenta)	-
Factor de impact	-
DOI	DOI: 10.5593/sgem2017/61/S24.006
Accession Number	WOS:000391648800022
Anexa 5 Punctaj A1.15 30*Nic / Na Nic= nr autori centru Na=nr total autori	$30 * 2/3 = 20$
A2.15 (35*FI) + (70*SRI) FI=factor impact SRI= scor relativ de influenta	-
A5.1 15*Nic / Na Nic= nr autori centru Na=nr total autori	$15 * 2/3 = 10$

A1.4.

Autori	Valentin Dumitrașcu, Lidia Benea, Eliza Dănăilă
Articol	<i>Influence of the sealing process on the corrosion performance of nanoporous aluminum oxide</i>
Revista	Nano, Bio and Green – Technologies for a Sustainable Future, Conference Proceedings, <i>Proceedings of 17th International Multidisciplinary Scientific GeoConference SGEM 2017</i> , Vol. 17 – Micro and Nano Technologies, p. 171–178, 2017
ISSN	1314-2704
SRI (scor relativ de influenta)	-
Factor de impact	-
DOI	DOI:10.5593/sgem2017/61/S24.023
Accession Number	WOS:000391650000007
Anexa 5 Punctaj A1.16 30*Nic / Na Nic= nr autori centru Na=nr total autori	30*2/3= 20
A2.16 (35*FI) + (70*SRI) FI=factor impact SRI= scor relativ de influenta	-
A5.2 15*Nic / Na Nic= nr autori centru Na=nr total autori	15*2/3= 10

A.1.5.

Autori	Valentin Dumitrașcu, Lidia Benea, Eliza Dănăilă
Articol	<i>Corrosion behaviour of aluminum oxide film growth by controlled anodic oxidation</i>
Revista	<i>IOP Conference Series: Materials Science and Engineering</i> , Vol. 209, 2017, Article number 012016
ISSN	1757-8981.
SRI (scor relativ de influenta)	-
Factor de impact	-
DOI	DOI: 10.1088/1757-899X/209/1/012016
Accession Number	-
Anexa 5 Punctaj A1.17 30*Nic / Na Nic= nr autori centru Na=nr total autori	30*2/3= 20
A2.17 (35*FI) + (70*SRI) FI=factor impact SRI= scor relativ de influenta	-
A5.3 15*Nic / Na Nic= nr autori centru	15*2/3= 10



Na=nr total autori	
--------------------	--

A.1.6.

Autori	M. LAURENTIU, L. BENE A
Articol	<i>Development of Anticorrosive Polymer Nanocomposite Coating for Corrosion Protection in Marine Environment</i>
Revista	Materials Science and Engineering 209 (2017) 012056
ISSN	-
SRI (scor relativ de influenta)	-
Factor de impact	-
DOI	doi:10.1088/1757-899X/209/1/012056
Accession Number	-
Anexa 5 Punctaj A1.18 30*Nic / Na Nic= nr autori centru Na=nr total autori	30*2/2= 30
A2.18 (35*FI) + (70*SRI) FI=factor impact SRI= scor relativ de influenta	-
A5.4 15*Nic / Na Nic= nr autori centru Na=nr total autori	15*2/2= 15

A.1.7.

Autori	M. LAURENTIU, L. BENE A
Articol	<i>Corrosion Of Architecture And Infrastructure Elements In Romanian Black Sea Littoral Area</i>
Revista	SGEM2017 Conference Proceedings, ISBN 978-619-7408-13-3, 29 June - 5 July, 2017, Vol. 17, Issue 62, 73-80 pp,
ISSN	1314-2704
SRI (scor relativ de influenta)	-
Factor de impact	-
DOI	DOI: 10.5593/sgem2017/62/S26.010
Accession Number	-
Anexa 5 Punctaj A1.19 30*Nic / Na Nic= nr autori centru Na=nr total autori	30*2/2= 30
A2.19 (35*FI) + (70*SRI) FI=factor impact SRI= scor relativ de influenta	-
A5.5 15*Nic / Na Nic= nr autori centru Na=nr total autori	15*2/2= 15



A.1.8.

Autori	Nicoleta-Lucica SIMIONESCU, Lidia BENEĂ
Articol	<i>The corrosion behaviour of 316L stainless steel in different simulated body fluids solutions</i>
Revista	Proceedings of 17th International Multidisciplinary Scientific GeoConference SGEM 2017, Book Issue 61 – Nano, Bio and Green – Technologies for a Sustainable Future– Micro and Nano Technologies, Advances in Biotechnology, Pages 353-360
ISSN	1314-2704
SRI (scor relativ de influenta)	-
Factor de impact	-
DOI	DOI: 10.5593/SGEM2017/61
Accession Number	-
Anexa 5 Punctaj A1.20 30*Nic / Na Nic= nr autori centru Na=nr total autori	$30*2/2= 30$
A2.20 (35*FI) + (70*SRI) FI=factor impact SRI= scor relativ de influenta	-
A5.6 15*Nic / Na Nic= nr autori centru Na=nr total autori	$15*2/2= 15$

A.1.9.

Autori	Lidia Benea, Eliza Danaila
Articol	<i>Development of Electrodeposited Zn/nano-TiO2 Composite Coatings with Enhanced Corrosion Performance</i>
Revista	International Conference on Innovative Research — ICIR EUROINVENT 2017 IOP Publishing IOP Conf. Series: Materials Science and Engineering 209 (2017) 012014.
ISSN	-
SRI (scor relativ de influenta)	-
Factor de impact	-
DOI	doi:10.1088/1757-899X/209/1/012014
Accession Number	-
Anexa 5 Punctaj A1.21 30*Nic / Na Nic= nr autori centru Na=nr total autori	$30*1/2= 15$
A2.21 (35*FI) + (70*SRI) FI=factor impact SRI= scor relativ de	-

influenta	
A5.7 15*Nic / Na Nic= nr autori centru Na=nr total autori	15*1/2= 7.5

A.1.10.

Autori	Lidia Benea, Eliza Danaila
Articol	<i>The Effect of Normal Force on Tribocorrosion Behaviour of Ti-10Zr Alloy and Porous TiO2-ZrO2 Thin Film Electrochemical Formed.</i>
Revista	International Conference on Innovative Research — ICIR EUROINVENT 2017 IOP Publishing IOP Conf. Series: Materials Science and Engineering 209 (2017) 012015.
ISSN	-
SRI (scor relativ de influenta)	-
Factor de impact	-
DOI	doi: 10.1088/1757-899X/209/1/012015.
Accession Number	-
Anexa 5 Punctaj A1.22 30*Nic / Na Nic= nr autori centru Na=nr total autori	30*1/2= 15
A2.22 (35*FI) + (70*SRI) FI=factor impact SRI= scor relativ de influenta	-
A5.8 15*Nic / Na Nic= nr autori centru Na=nr total autori	15*1/2= 7.5

A.1.11.

Autori	Anca Răvoiu, Lidia Benea
Articol	<i>The pH value effect of a simulated physiological solution on the corrosion resistance of ti-6al-4v alloy</i>
Revista	17th International multidisciplinary scientific geoconference, SGEM 2017, Conference proceedings, Volume 17. Nano, bio and green – technologies for a sustainable future, issue 61, Section micro and nano technologies, 29 June - 5 July, 2017, Albena, Bulgaria
ISSN	1314-2704
SRI (scor relativ de influenta)	-
Factor de impact	-
DOI	https://doi.org/10.5593/sgem2017/61
Accession Number	-
Anexa 5 Punctaj A1.23 30*Nic / Na Nic= nr autori centru Na=nr total autori	30*2/2= 30

A2.23 (35*FI) + (70*SRI) FI=factor impact SRI= scor relativ de influenta	-
A5.9 15*Nic / Na Nic= nr autori centru Na=nr total autori	15*2/2= 15

A.1.12.

Autori	Lidia Benea
Articol	<i>Bio and nanomaterials in tribocorrosion systems</i>
Revista	Published under licence by IOP Publishing Ltd IOP Conference Series: Materials Science and Engineering, Volume 174, conference 1 2017 1757-899X 174 012042 http://iopscience.iop.org/1757-899X/174/1/012042
ISSN	-
SRI (scor relativ de influenta)	-
Factor de impact	-
DOI	doi:10.1088/1757-899X/174/1/012042
Accession Number	
Anexa 5 Punctaj A1.24 30*Nic / Na Nic= nr autori centru Na=nr total autori	30*1/1= 30
A2.24 (35*FI) + (70*SRI) FI=factor impact SRI= scor relativ de influenta	-
A5.10 15*Nic / Na Nic= nr autori centru Na=nr total autori	15*1/1= 15

A.1.13.

Autori	L Benea, E Dănăilă and P Ponthiaux
Articol	<i>Porous TiO₂-ZrO₂ thin film formed by electrochemical technique to improve the biocompatibility of titanium alloy in physiological environment</i>
Revista	Published under licence by IOP Publishing Ltd IOP Conference Series: Materials Science and Engineering, Volume 174, conference 1 2017 1757-899X 174 012044
ISSN	-
SRI (scor relativ de influenta)	-
Factor de impact	-
DOI	doi:10.1088/1757-899X/174/1/012044
Accession Number	-
Anexa 5 Punctaj	



A1.25 30*Nic / Na Nic= nr autori centru Na=nr total autori	$30*2/3= 20$
A2.25 (35*FI) + (70*SRI) FI=factor impact SRI= scor relativ de influenta	-
A5.11 15*Nic / Na Nic= nr autori centru Na=nr total autori	$15*2/3= 10$

A.1.14.

Autori	Lidia Benea, Eliza Dănaïlă , Pierre Ponthiaux and Jean-Pierre Celis
Articol	<i>Improving tribocorrosion behaviour by electro-codeposition of TiC nano-dispersed particles with nickel as hybrid layers for energy applications</i>
Revista	Published under licence by IOP Publishing Ltd IOP Conference Series: Materials Science and Engineering, Volume 174, conference 1 2017 1757-899X 174 012045
ISSN	-
SRI (scor relativ de influenta)	-
Factor de impact	-
DOI	doi:10.1088/1757-899X/174/1/012045
Accession Number	
Anexa 5 Punctaj	
A1.26 30*Nic / Na Nic= nr autori centru Na=nr total autori	$30*3/4= 22.5$
A2.26 (35*FI) + (70*SRI) FI=factor impact SRI= scor relativ de influenta	-
A5.12 15*Nic / Na Nic= nr autori centru Na=nr total autori	$15*3/4= 11.25$

A.1.15.


Autori	Viorel Mircea Dragan
Articol	<i>HEALTH RISK MANAGEMENT IN AN ER HOSPITAL</i>
Revista	The Proceedings of the International Conference Globalization, Intercultural Dialogue and National Identity ,GIDNI 2 SOCIAL SCIENCES AND MANAGEMENT, , 2017,18-19 May Tîrgu-Mureş, , p 189-199
ISSN	987-606-8624 01-3-5-8
SRI (scor relativ de influenta)	-
Factor de impact	-
DOI	-

Accession Number	-
Anexa 5 Punctaj A1.27 30*Nic / Na Nic= nr autori centru Na=nr total autori	30*1/1= 30
A2.27 (35*FI) + (70*SRI) FI=factor impact SRI= scor relativ de influenta	-
A5.13 15*Nic / Na Nic= nr autori centru Na=nr total autori	15*1/1= 15

Total punctaj fișă de autoevaluare Anexa 5: A1 + A2 + A5
348.5 + 90.58 + 246.83 = 685.91 p

Nr.crt	Performanță în cercetare științifică	Punctaj total
A1	Articole publicate în reviste cotate ISI - Web of Science (Thomson Reuters)	348.5
A2	Impactul publicațiilor	90.58
A5	Lucrari prezentate la manifestari științifice internaționale, publicate integral într-un volum editat, inclusiv electronic (Conference Proceedings Citation Index- Science, Web of Science, Thomson Reuters)	246.83

-- // --



CC - ITES

Competences Center for Interfaces – Tribocorrosion and Electrochemical Systems
<http://www.cc-ites.ugal.ro/>

Prof. Dr. Ph.D. Lidia BENEĂ

Competences Center Interfaces-Tribocorrosion and Electrochemical Systems (CC-ITES)

Faculty of Engineering

"Dunarea de Jos" University of Galati

Fax: + 40 236 461353

Phone: +40 744 216277

E-mail: Lidia.Benea@ugal.ro ; lidiaabd@yahoo.com

A. Performanța în cercetarea științifică (30%)

TOTAL A4 = 10 p

A4. Articole publicate în reviste indexate în baze de date internaționale

10 p

Lucrări științifice/tehnice în reviste indexate în baze de date internaționale

2017		Total = 1
1. Marian-Iulian NEACȘU, Viorel DRAGAN, <i>Influence On Reduction Scheme Hardness Cold Rolled Strip Mark Steel St 12</i> , THE ANNALS OF "DUNAREA DE JOS" UNIVERSITY OF GALATI FASCICLE IX. METALLURGY AND MATERIALS SCIENCE No . 4 - 2017, pag.58-62, GALATI UNIVERSITY PRESS, ISSN 1453-083X,		
Anexa 5. Punctaj A4 20*Nic/Na (Nic= nr autori centru, Na=nr total autori)		20*2/2= 10

Total lucrări științifice/tehnice în reviste indexate în baze de date internaționale

2017 = 10

Total punctaj fișă de autoevaluare Anexa 5: A4

TOTAL A4 = 10

Nr.crt	Performanță în cercetare științifică	Punctaj total
A4	Articole publicate în reviste indexate în baze de date internaționale	10

-- // --



CC-ITES

Competences Center for Interfaces – Tribocorrosion and Electrochemical Systems
www.cc-ites.ugal.ro



CC - ITES

Competences Center for Interfaces – Tribocorrosion and Electrochemical Systems

<http://www.cc-ites.ugal.ro/>

Prof. Dr. Ph.D. Lidia BENEĂ

Competences Center Interfaces-Tribocorrosion and Electrochemical Systems (CC-ITES)

Faculty of Engineering

"Dunarea de Jos" University of Galati

Fax: + 40 236 461353

Phone: +40 744 216277

E-mail: Lidia.Benea@ugal.ro ; lidiabd@yahoo.com

A. Performanța în cercetarea științifică (30%)

TOTAL A6 = 3620 p

A6. Număr de citări conform Web of Science (Thomson Reuters)

3620 p

Citări în reviste de specialitate cotate ISI.

Citări în reviste de specialitate cotate ISI-2017		Total = 170
<p>1. Articolul ISI: Ciobotariu A., Benea L., Lakatos-Varsanyi M., Dragan V. Electrochemical impedance spectroscopy and corrosion behaviour of Al₂O₃-Ni nano composite coatings. (2008) <i>Electrochimica Acta</i>, 53 (13), pp. 4557-4563. DOI: 10.1016/j.electacta.2008.01.020 Citată de 19 ori în 2017 în reviste cotate ISI:</p>		
1.1.	Kailin Zhao, Lida Shen, Mingbo Qiu, Zongjun Tian, Wei Jiang, <i>Preparation and Properties of Nanocomposite Coatings by Pulsed Current-Jet Electrodeposition</i> , Int. J. Electrochem. Sci., 12 (2017) 8578 – 8590, doi: 10.20964/2017.09.04	
1.2.	S. A. Lajevardia, T. Shahrabi, and J. A. Szpunar, <i>Tribological Properties of Functionally Graded Ni-Al₂O₃ Nanocomposite Coating</i> , J. Electrochem. Soc. 2017 volume 164, issue 6, D275-D281, doi: 10.1149/2.0731706jes	
1.3.	Nabeel Alharthi, El-Sayed M. Sherif, Hany S. Abdo, and S. Zein El Abedin, Effect of Nickel Content on the Corrosion Resistance of Iron-Nickel Alloys in Concentrated Hydrochloric Acid Pickling Solutions, <i>Advances in Materials Science and Engineering</i> , Volume 2017 (2017), Article ID 1893672, https://doi.org/10.1155/2017/1893672	
1.4.	Yanyun Fana, Jia Yangb, Liangxing Jianga, Ying Wangc, Boon K. Ng, Heng Sun, Yanqing Lai, Jie Li and Fangyang Liu, <i>Effects of Illumination on the Electrochemical Behavior of Selenium Electrodeposition on ITO Substrates</i> , J. Electrochem. Soc. 2017 volume 164, issue 4, H225-H231 doi: 10.1149/2.1481704jes	
1.5.	Ye Lv, Shujiang Geng, Zhongning Sh, Effect of pH of the galvanic bath on electrodeposition of Cu-Mn ₃ O ₄ composite coatings, <i>Materials Chemistry and Physics</i> Volume 189, 1 March 2017, Pages 176-182 https://doi.org/10.1016/j.matchemphys.2016.12.052	
1.6.	Ashutosh Sharma, Siddhartha Das, Karabi Das, <i>Effect of different electrolytes on the microstructure, corrosion and whisker growth of pulse plated tin coatings</i> , Microelectronic Engineering Volume 170, 25 February 2017, Pages 59-68 https://doi.org/10.1016/j.mee.2016.12.029	
1.7.	Yancheng Jiang, Yunhua Xu, Mei Wang, Hanchao Yao, <i>Effects of pulse plating parameters on the microstructure and properties of high frequency pulse electrodeposited Ni-Co/ZrO₂ nanocomposite coatings</i> , Journal of Materials Science: Materials in Electronics, January 2017, Volume 28, Issue 1, pp 610–616	
1.8.	Mohammad Baghani, Mahmood Aliofkhaezrai, Mehdi Askari, <i>Cu-Zn-Al₂O₃ nanocomposites: study of microstructure, corrosion, and wear properties</i> , International Journal of Minerals, Metallurgy, and Materials April 2017, Volume 24, Issue 4, pp 462–472	



CC-ITES

Competences Center for Interfaces – Tribocorrosion and Electrochemical Systems

www.cc-ites.ugal.ro

1.9.	Mian Hammad Nazir, Zulfiqar Ahmad Khan, Adil Saeed, Vasilios Bakolas, Wolfgang Braun, Rizwan Bajwa, and Saqib Rafique, <i>Analyzing and Modelling the Corrosion Behavior of Ni/Al₂O₃, Ni/SiC, Ni/ZrO₂ and Ni/Graphene Nanocomposite Coatings</i> , Materials 2017, 10(11), 1225; doi:10.3390/ma10111225
1.10.	Abro, Désiré M. K.; Dable, Pierre Jean Marie Richard; Amstutz, Véronique; Kwa-Koffi, Edith Kouassi; Girault, Hubert, <i>Forced Electrocodeposition of Silica Particles into Nickel Matrix by Horizontal Impinging Jet Cell</i> , Journal of Materials Science and Chemical Engineering (ISSN: 2327-6053), vol. 05, num. 02, p. 51-63, doi:10.4236/msce.2017.52006
1.11.	Hiwa Majidi, Mahmood Aliofkhaezrai, Abdossalam Karimzadeh & Alireza Sabour Rouhaghdam, <i>Optimising number of layers of pulse electrodeposited Ni-Al₂O₃ multilayer nanocomposite coatings for corrosion and wear resistance</i> , Canadian Metallurgical Quarterly The Canadian Journal of Metallurgy and Materials Science Volume 56, 2017 - Issue 2, https://doi.org/10.1080/00084433.2017.1295649
1.12.	Y. C. Liu, P. Z. Zhang, D. B. Wei, X. F. Wei, X. H. Chen and F. Ding, <i>Corrosion behavior of tantalum alloying on γ-TiAl by double-glow plasma surface metallurgy technique</i> , Surface and Interface Analysis, Volume 49, Issue 7 July 2017 , Pages 674–681, DOI: 10.1002/sia.6207
1.13.	Sayyed Mostafa, Habibi-Khorassani, Mehdi Shahraki, Meissam Noroozifar, Mahdieh Darjani, Maryam Dehdab, Zahra Yavari, <i>Inhibition of aluminum corrosion in acid solution by environmentally friendly antibacterial corrosion inhibitors: Experimental and theoretical investigations</i> , Protection of Metals and Physical Chemistry of Surfaces, May 2017, Volume 53, Issue 3, pp 579–590 https://doi.org/10.1134/S2070205117030078
1.14.	Upadhyaya R, Tailor S, Shrivastava S, Gladkova A. A and Modi SC, <i>Effect of electroless Ni plating on the properties of cold-sprayed Ni-Al₂O₃ coatings</i> , Surface Innovations, Volume 5 Issue 2, June 2017, pp. 97-105, https://doi.org/10.1680/jsuin.16.00030
1.15.	M. Baghani, M. Aliofkhaezrai, A. Seyfoori, M. Askari, <i>Mechanical Alloying and Characterization of Cu₇₀Ti₂₀Ni₁₀ and Cu₇₀Ti₂₀Ni₁₀-Alumina Nanocomposite</i> , Transactions of the Indian Institute of Metals , August 2017, Volume 70, Issue 6, pp 1671–1680,
1.16.	M. Ghamari, A. A. Amadeh, <i>Wear and corrosion resistance of AZ91 magnesium alloy coated by pulsed current electrodeposited Ni-Al₂O₃ nanocomposite</i> , The International Journal of Surface Engineering and Coatings Volume 95, 2017 - Issue 2, https://doi.org/10.1080/00202967.2017.1265760
1.17.	Mohammad Baghani, Mahmood Aliofkhaezrai, and Mehdi Askari (2017). <i>Investigation of tribological and corrosion properties of CuTi-alumina nanocomposite fabricated by mechanical alloying</i> . International Journal of Materials Research: Vol. 108, No. 5, pp. 396-405. https://doi.org/10.3139/146.111494
1.18.	M. Shahraki, S. M. Habibi-Khorassani, M. Noroozifar, Z. Yavari, M. Darjani and M. Dehdab, <i>Corrosion Inhibition of Copper in Acid Medium by Drugs: Experimental and Theoretical Approaches</i> , Iranian Journal of Materials Science & Engineering Vol. 14, No. 4, December 2017 DOI: 10.22068/ijmse.14.4.35
1.19.	S. MARMI, A. CHALA, H. MARMI, C. SIAD, <i>COMPORTEMENT A LA CORROSION DES REVETEMENTS A BASE DE NICKEL ET DE CHROME SUR DES SUBSTRATS DE CUIVRE</i> , Courrier du Savoir – N°22, Janvier 2017, pp.133-140
<p>2. Articoul ISI: Benea L., Wenger F., Ponthiaux P., Celis J.P. Tribocorrosion behaviour of Ni-SiC nano-structured composite coatings obtained by electrodeposition, (2009) Wear, 266 (3-4) , pp. 398-405. DOI: 10.1016/j.wear.2008.04.018 Citat de 7 ori in 2017 in Reviste cotate ISI:</p>	
2.1.	Y. Zhou, F.Q. Xie, X.Q. Wu, W.D. Zhao, X. Chen, <i>A novel plating apparatus for electrodeposition of Ni-SiC composite coatings using circulating-solution co-deposition technique</i> , Journal of Alloys and Compounds, Volume 699, 30 March 2017, Pages 366-377 http://dx.doi.org/10.1016/j.jallcom.2016.12.331
2.2.	Malathi, M., Mabel, J., Rajendran, R., and Gowrishankar, N., <i>Ni-P Composite Plating on Piston Ring for Improved Wear Performance</i> , International Conference on Advances in Design, Materials, Manufacturing and



	Surface Engineering for Mobility, DOI: 10.4271/2017-28-1977
2.3.	M.C.Turk, M.J.Walters, D.Roy, Tribo-electrochemical investigation of a slurry composition to reduce dissolution and galvanic corrosion during chemical mechanical planarization of Cu-Ru interconnects, <i>Materials Chemistry and Physics</i> , Volume 201, 1 November 2017, Pages 271-288. https://doi.org/10.1016/j.matchemphys.2017.08.052
2.4.	Michael C. Turk, <i>Electro-Analytical Study of Material Interfaces Relevant for Chemical Mechanical Planarization and Lithium Ion Batteries</i> , Ph.D. Thesis.
2.5.	S. A. Lajevardi, T. Shahrabi, and J. A. Szpunar, <i>Tribological Properties of Functionally Graded Ni-Al₂O₃ Nanocomposite Coating</i> , <i>J. Electrochem. Soc.</i> 2017 volume 164, issue 6, D275-D281 doi: 10.1149/2.0731706jes
2.6.	Skal et al, <i>Effect of abrasive particles on electrochemical behaviour of passive film formed on Alloy 59 in contaminated phosphoric acid</i> , <i>Journal of Materials and Environmental Sciences</i> , 2017 Volume 8, Issue 9, Page 3234-3246
2.7.	Zeynab Mahidashti, Mahmood Aliofkhaezai, Naser Lotfi, <i>Review of Nickel-Based Electrodeposited Tribo-Coatings</i> , <i>Transactions of the Indian Institute of Metals</i> , pp 1–39, https://doi.org/10.1007/s12666-017-1175-x
3. Articolul ISI: Benea L., Electrodeposition and tribocorrosion behaviour of ZrO₂-Ni composite coatings. (2009) <i>Journal of Applied Electrochemistry</i>, 39 (10) pp. 1671-1681. DOI: 10.1007/s10800-009-9859-5. Citat de 2 ori in 2017 in Reviste cotate ISI:	
3.1.	Stanković V., Gojo M., Grekulovic V., Pajkić N., Cigula T. <i>Surface quality of the Ni-TiO₂ composite coatings produced by electroplating</i> . <i>Journal of Mining and Metallurgy B: Metallurgy</i> 2017, vol. 53, iss. 3, pp. 341-348 doi: 10.2298/JMMB170524042S
3.2.	V. N. Tseluikin, <i>Electrodeposition and properties of composite coatings modified by fullerene C₆₀</i> , <i>Protection of Metals and Physical Chemistry of Surfaces</i> , May 2017, Volume 53, Issue 3, pp 433–436 https://doi.org/10.1134/S207020511703024
4. Articolul ISI: Berradja A., Bratu F., Benea L., Willems G., Celis J.-P. Effect of sliding wear on tribocorrosion behaviour of stainless steels in a Ringer's solution. (2006) <i>Wear</i>, 261 (9) ,pp. 987-993. DOI: 10.1016/j.wear.2006.03.003 Citat de 5 ori in 2017 in Reviste cotate ISI:	
4.1.	Leandro Brunholi Ramos, Leonardo Simoni, Rafael Gomes Mielczarski, Maria Rita Ortega Vega, Roberto Moreira Schroeder, Célia de Fraga Malfatti, <i>Tribocorrosion and Electrochemical Behavior of DIN 1.4110 Martensitic Stainless Steels After Cryogenic Heat Treatment</i> , <i>Mat. Res.</i> vol.20 no.2 São Carlos Mar./Apr. 2017 Epub Feb 23, 2017 http://dx.doi.org/10.1590/1980-5373-mr-2016-0341
4.2.	J.I.Silva, A.C.Alves, A.M.Pinto, F.Toptan, <i>Corrosion and tribocorrosion behavior of Ti-TiB-TiN, in-situ hybrid composite synthesized by reactive hot pressing</i> , <i>Journal of the Mechanical Behavior of Biomedical Materials</i> Volume 74, October 2017, Pages 195-203 https://doi.org/10.1016/j.jmbbm.2017.05.041
4.3.	Hui Chen, Qingliang Wang, Wen Cui, Yong Luo, <i>Fractal dimension and size distribution characteristics of ultra-high-molecular-weight polyethylene wear particles in condition of artificial knee joint simulator</i> , <i>Annals of Joint</i> , 28 July 2017; Accepted: 18 October 2017; Published: 17 November 2017. doi: 10.21037/aoj.2017.10.11
4.4.	Vishal Vats, T. Baskaran, Shashi Bhushan Arya. <i>Tribo-corrosion study of nickel-free, high nitrogen and high manganese austenitic stainless steel</i> , <i>Tribology International</i> , Volume 119, March 2018, Pages 659-666 https://doi.org/10.1016/j.triboint.2017.11.023
4.5.	Fatma Ben Saada, Khaled Elleuch, Pierre Ponthiaux, <i>On the tribocorrosion responses of two stainless steels</i> , <i>Tribology Transactions</i> , Published online: 08 Feb 2017 http://dx.doi.org/10.1080/10402004.2016.1271930



**5. Articolul ISI: Benea L., Bonora P.L., Borello A., Martelli S., Wenger F., Ponthiaux P., Galland J. Preparation and investigation of nanostructured SiC-nickel layers by electrodeposition. (2002) *Solid State Ionics*, 151 (1-4), pp. 89-96.
doi:10.1016/S0167-2738(02)00586-6
Citat de 5 ori in 2017 in Reviste cotate ISI:**

5.1.	Hongbo Li, Jing Chen, Huijie Hou, Hong Pan, Xiaoxue Ma, Jiakuan Yang, Linling Wang, John C.Crittenden, <i>Sustained molecular oxygen activation by solid iron doped silicon carbide under microwave irradiation: Mechanism and application to norfloxacin degradation</i> , <i>Water Research</i> , Volume 126, 1 December 2017, Pages 274-284 https://doi.org/10.1016/j.watres.2017.09.001
5.2.	Chuan Wang, Lida Shen, Mingbo Qiu, Zongjun Tian, Wei Jiang, <i>Characterizations of Ni-CeO₂ nanocomposite coating by interlaced jet electrodeposition</i> , <i>Journal of Alloys and Compounds</i> , Volume 727, 15 December 2017, Pages 269-277. https://doi.org/10.1016/j.jallcom.2017.08.105
5.3.	Bui Thi Thao Nguyen, Nguyen Thanh Loc, <i>Comparative performances of Ni-SiC composite coatings deposited by conventional and brush electroplating</i> , <i>Journal of Science</i> , Vol. 14, No. 9 (2017)
5.4.	Ye Lv, Shujiang Geng, Zhongning Shi, <i>Effect of pH of the galvanic bath on electrodeposition of Cu-Mn₃O₄ composite coatings</i> , <i>Materials Chemistry and Physics</i> , Volume 189, 1 March 2017, Pages 176-182 https://doi.org/10.1016/j.matchemphys.2016.12.052
5.5.	Laala Ghelani, Ammar Abbassi, Abdelkader Mihi et Mahieddine Naoun, <i>Caractérisation électrochimique et mécanique du dépôt composite Ni/SiC électrodéposé sur l'acier XC45</i> , <i>Matériaux & Techniques</i> , Volume 105, Number 3, 2017. https://doi.org/10.1051/mattech/2017032

**6. Articolul ISI: Benea L., Bonora P.L., Borello A., Martelli S. Effect of SiC size dimensions on the corrosion wear resistance of the electrodeposited composite coating. (2002) *Materials and Corrosion*, 53 (1), pp. 23-29.
DOI: 10.1002/1521-4176(200201)53:1<23::AID-MACO23>3.0.CO;2-0.
Citat de 1 ori in 2017 in Reviste cotate ISI:**

6.1.	YAN SHEN, PRASANTA K. SAHOO, and YIPENG PAN, <i>A STUDY OF NANOCOMPOSITE COATINGS ON THE SURFACE OF SHIP EXHAUST PIPE</i> , <i>Surf. Rev. Lett.</i> 24, 1750112 (2017) https://doi.org/10.1142/S0218625X17501128
------	---

**7. Articolul ISI: Benea L., Bonora P.L., Borello A., Martelli S. Wear corrosion properties of nano-structured SiC-nickel composite coatings obtained by electroplating. (2001) *Wear*, 249 (10-11), pp. 995-1003.
doi:10.1016/S0043-1648(01)00844-4
Citat de 15 ori in 2017 in Reviste cotate ISI:**

7.1.	F.C.Walsh, G.Keara, A.H.Nahlé, J.A.Wharton, L.F.Arenas, <i>The rotating cylinder electrode for studies of corrosion engineering and protection of metals—An illustrated review</i> , <i>Corrosion Science</i> , Volume 123, 15 July 2017, Pages 1-20. https://doi.org/10.1016/j.corsci.2017.03.024
7.2.	Z. Abdel Hamid, A.Y. El-Etre, M. Fareed, (2017) "Performance of Ni-Cu-ZrO ₂ nanocomposite coatings fabricated by electrodeposition technique", <i>Anti-Corrosion Methods and Materials</i> , Vol. 64 Issue: 3, pp.315-325, https://doi.org/10.1108/ACMM-05-2016-1672
7.3.	Bui Thi Thao Nguyen, Nguyen Thanh Loc, <i>Comparative performances of Ni-SiC composite coatings deposited by conventional and brush electroplating</i> , <i>Journal of Science</i> , Vol. 14, No. 9 (2017)
7.4.	Swain S.K., Sarkar N., Patra B., Sahoo G. <i>Polymer-Based Bionanocomposites for Future Packaging Materials</i> , pp 33-48, First Online: 22 November 2017, https://doi.org/10.1007/978-3-319-67319-6_2



7.5.	Farzaneh Bahrami, Rasool Amini, Amir Hossein Taghvaei, <i>Microstructure and corrosion behavior of electrodeposited Ni-based nanocomposite coatings reinforced with Ni₈₀Cr₁₀Ta₁₀P₁₆B₄ metallic glass particles</i> , Journal of Alloys and Compounds, Volume 714, 15 August 2017, Pages 530-536. https://doi.org/10.1016/j.jallcom.2017.04.069
7.6.	Mengkuo Xu, Shigen Zhua, Hao Ding, Xiaoben Qi, <i>Influence of electric contact strengthening on the microstructure and properties of electro brush plating Ni-P/nano-WC composite coatings</i> , International Journal of Refractory Metals and Hard Materials, Volume 62, Part A, January 2017, Pages 70-77. https://doi.org/10.1016/j.ijrmhm.2016.10.017
7.7.	M.H.Sarafrazi, Morteza Alizadeh, <i>Improved characteristics of Ni-electrodeposited coatings via the incorporation of Si and TiO₂ particulate reinforcements</i> , Journal of Alloys and Compounds, Volume 720, 5 October 2017, Pages 289-299. https://doi.org/10.1016/j.jallcom.2017.05.223
7.8.	Khalida Akhtar, Hina Khalid, Ikram Ul Hag, Naila Zubair, Zia Ullah Khan and Abid Hussain, <i>Tribological Properties of Electrodeposited Ni-Co₃O₄Nanocomposite Coating on Steel Substrate</i> , J. Tribol 139(6), 061302 (Jun 30, 2017) doi: 10.1115/1.4036450
7.9.	Lee, H.B. & Wu, M.Y. <i>A Study on the Corrosion and Wear Behavior of Electrodeposited Ni-W-P Coating</i> , Metall and Mat Trans A (2017) 48: 4667. https://doi.org/10.1007/s11661-017-4201-z
7.10.	Li-Juan Qin, Yuan-Chao Huang, <i>Improvement in Cr Nanoparticle Content in Ni-Cr Film by Co-deposition with Combined Surfactant HPB and CTAB</i> , Acta Metallurgica Sinica (English Letters), October 2017, Volume 30, Issue 10, pp 999-1007 https://doi.org/10.1007/s40195-017-0580-9
7.11.	Kaveh Rahimi Mamaghani, Seyed Morteza Naghib, <i>The Effect of Stirring Rate on Electrodeposition of Nanocrystalline Nickel Coatings and their Corrosion Behaviors and Mechanical Characteristics</i> , Int. J. Electrochem. Sci., 12 (2017) 5023 – 5035 doi: 10.20964/2017.06.68
7.12.	Upadhyaya R, Tailor S, Shrivastava S, Gladkova A. A and Modi SC, <i>Effect of electroless Ni plating on the properties of cold-sprayed Ni-Al₂O₃ coatings</i> , Surface Innovations, Volume 5 Issue 2, June 2017, pp. 97-105, https://doi.org/10.1680/jsuin.16.00030
7.13.	A. S. M. A. Haseeb, <i>Nano-/Microcomposites by Electrodeposition</i> , Composite Materials pp 169-198, https://doi.org/10.1007/978-3-662-49514-8_5
7.14.	N. Zaghian et al, <i>The Effect of Saccharin on Microstructure and Corrosion Behavior of Nanocrystalline Nickel Thin Films in Alkaline Solution</i> , Journal of Advanced Materials and Processing, Vol. 5, No. 2, 2017, 25-37
7.15	Zeynab Mahidashti, Mahmood Aliofkhaezrai, Naser Lotfi, <i>Review of Nickel-Based Electrodeposited Tribocoatings</i> , Transactions of the Indian Institute of Metals , pp 1-39, https://doi.org/10.1007/s12666-017-1175-x
8. Articouli ISI: Benea L., Bonora P.L., Borello A., Martelli S., Wenger F., Ponthiaux P., Galland J. Composite Electrodeposition to Obtain Nanostructured Coatings. (2001) Journal of the Electrochemical Society, 148 (7). http://dx.doi.org/10.1149/1.1377279 Citat de 5 ori in 2017 in Reviste cotate ISI:	
8.1.	Tomiyuki Arakawa, Kenta Chokki, Yuhei Nemoto, Nobuaki Watanabe, Kazuhiro Yabe, Ichiro Koiwa, <i>Preparation of Zn-TiO₂-ZnO Nanocomposites by Pulse Electrodeposition from Non-Suspended Solutions</i> , J. Electrochem. Soc. 2017 volume 164, issue 9, D626-D630 doi: 10.1149/2.0981709jes
8.2.	Meng Li, Jian Liu, Xiaoping Zhang, Cunlong Zhou, Sai Priya Munagala, Yaqin Tian, Jie Ren and Kyle Jiang, <i>Graphene Platelet (GPL)/Nickel (Ni) Laminate Coatings for Improved Surface Properties</i> , ADVANCED ENGINEERING MATERIALS 2017, 19, No. 7, 1600795 DOI: 10.1002/adem.201600795
8.3.	Xin Wang, Qian Wang, Yang Hu, Lin Tan, Jian Cai, <i>Copper and graphene composite material prepared by</i>

	<p><i>electrodeposition and its potential application for 3D integration</i>, 2017 18th International Conference on Electronic Packaging Technology (ICEPT), Date of Conference: 16-19 Aug. 2017, Date of Conference: 16-19 Aug. 2017, Date Added to IEEE Xplore: 21 September 2017 DOI: 10.1109/ICEPT.2017.8046757</p>
8.4.	<p>Anna Góral, Nanoscale structural defects in electrodeposited Ni/Al₂O₃ composite coatings, <i>Surface and Coatings Technology</i>, Volume 319, 15 June 2017, Pages 23-32, https://doi.org/10.1016/j.surfcoat.2017.03.061</p>
8.5.	<p>Tomiyuki ARAKAWA, Nobuaki WATANABE, Kenta CHOKKI, Kazuhiro YABE, and Ichiro KOIWA, Zn-Al₂O₃ Composites with High Aluminum Content and Nanostructured Al₂O₃/ZnO Prepared by Electrochemical Technique from Non-Suspended Solution, <i>Electrochemistry</i>, 85(6), 315–318 (2017), Published: June 5, 2017</p>
<p>9. Articolul ISI: S. Balta, A. Sotto, P. Luis, L. Benea, B. Van der Bruggen, J. Kim, A new outlook on membrane enhancement with nanoparticles: the alternative of ZnO. <i>J. Membr. Sci.</i> 389 (2012) 155–161. doi:10.1016/j.memsci.2011.10.025</p>	
<p>Citat de 44 ori in 2017 in Reviste cotate ISI:</p>	
9.1.	<p>Sirus Zinadini, Saeed Rostami, Vahid Vatanpour, Elham Jalilian, <i>Preparation of antibiofouling polyethersulfone mixed matrix NF membrane using photocatalytic activity of ZnO/MWCNTs nanocomposite</i>, <i>Journal of Membrane Science</i>, Volume 529, 1 May 2017, Pages 133-141. https://doi.org/10.1016/j.memsci.2017.01.047</p>
9.2.	<p>Wenjing Lu, Zhizhang Yuan, Yuyue Zhao, Hongzhang Zhang, Huamin Zhang and Xianfeng Li, <i>Porous membranes in secondary battery technologies</i>, <i>Chemical Society Reviews</i>, Issue 8, 2017</p>
9.3.	<p>Shen L, Feng S, Li J, Chen J, Li F, Lin H, Yu G, <i>Surface modification of polyvinylidene fluoride (PVDF) membrane via radiation grafting: novel mechanisms underlying the interesting enhanced membrane performance</i>, <i>Sci Rep.</i> 2017 Jun 2;7(1):2721. doi: 10.1038/s41598-017-02605-3.</p>
9.4.	<p>Fangang Meng, Shaoqing Zhang, Yoontaek Oh, Zhongbo Zhou, Hang-Sik Shin, So-Ryong Chae, <i>Fouling in membrane bioreactors: An updated review</i>, <i>Water Research</i>, Volume 114, 1 May 2017, Pages 151-180. https://doi.org/10.1016/j.watres.2017.02.006</p>
9.5.	<p>Arsalan Khalid, Ahmed Abdel-Karim, Muataz Ali Atieh, Saqib Javed, Gordon McKay, <i>PEG-CNTs nanocomposite PSU membranes for wastewater treatment by membrane bioreactor</i>, <i>Separation and Purification Technology</i> Volume 190, 8 January 2018, Pages 165-176. https://doi.org/10.1016/j.seppur.2017.08.055</p>
9.6.	<p>Nazanin Nasrollahi, Vahid Vatanpour, Soheil Aber, Niyaz Mohammad Mahmoodi, <i>Preparation and characterization of a novel polyethersulfone (PES) ultrafiltration membrane modified with a CuO/ZnO nanocomposite to improve permeability and antifouling properties</i>, <i>Separation and Purification Technology</i>, Volume 192, Available online 18 October 2017., Pages 369-382 https://doi.org/10.1016/j.seppur.2017.10.034</p>
9.7.	<p>Ying Tao Chung, Ebrahim Mahmoudi, Abdul Wahab Mohammad, Abdelbaki Benamor, Daniel Johnson, Nidal Hilal, <i>Development of polysulfone-nanohybrid membranes using ZnO-GO composite for enhanced antifouling and antibacterial control</i>, <i>Desalination</i>, Volume 402, 16 January 2017, Pages 123-132. https://doi.org/10.1016/j.desal.2016.09.030</p>
9.8.	<p>Saif Al Aani, Chris J.Wright, Muataz Ali Atieh, Nidal Hilal, <i>Engineering nanocomposite membranes: Addressing current challenges and future opportunities</i>, <i>Desalination</i>, Volume 401, 2 January 2017, Pages 1-15 https://doi.org/10.1016/j.desal.2016.08.001</p>
9.9.	<p>Sadegh Aghapour Aktij, Ahmad Rahimpour and Alberto Figoli, <i>Low content nano-polyrhodanine modified polysulfone membranes with superior properties and their performance for wastewater treatment</i>, <i>Environmental Science: Nano</i>, Issue 10, 2017</p>
9.10.	<p>Danial Qadir, Hilmi Mukhtar & Lau Kok Keong, <i>Mixed Matrix Membranes for Water Purification Applications</i>, <i>Separation & Purification Reviews</i>, Volume 46, 2017 - Issue 1 https://doi.org/10.1080/15422119.2016.1196460</p>
9.11.	<p>A.L.Ahmad, A. A. Abdulkarim, Z. M. H. Mohd Shafie, B.S.Ooi, <i>Fouling evaluation of PES/ZnO mixed matrix hollow fiber membrane</i>, <i>Desalination</i>, Volume 403, 1 February 2017, Pages 53-63</p>



	https://doi.org/10.1016/j.desal.2016.10.008
9.12.	Mahrokh Amini, Habib Etemadi, Abbas Akbarzadeh, Reza Yegani, <i>Preparation and performance evaluation of high-density polyethylene/silica nanocomposite membranes in membrane bioreactor system</i> , <i>Biochemical Engineering Journal</i> , Volume 127, 15 November 2017, Pages 196-205. https://doi.org/10.1016/j.bej.2017.08.015
9.13.	Hang Xu, Mingmei Ding, Shan Liu, Yang Li, Zhen Shen, Kang Wang, <i>Preparation and characterization of novel polysulphone hybrid ultrafiltration membranes blended with N-doped GO/TiO₂ nanocomposites</i> , <i>Polymer</i> , Volume 117, 19 May 2017, Pages 198-207. https://doi.org/10.1016/j.polymer.2017.04.022
9.14.	O. T. Mahlangu, R. Nackaerts, J. M. Thwala, B. B. Mamba, A. R. D. Verliefe, <i>Hydrophilic fouling-resistant GO-ZnO/PES membranes for wastewater reclamation</i> , <i>Journal of Membrane Science</i> , Volume 524, 15 February 2017, Pages 43-55 https://doi.org/10.1016/j.memsci.2016.11.018
9.15.	<i>Dan Li, Jiayu Wu, Shiyuan Yang, Weijie Zhang and Fen Ran, Hydrophilicity and anti-fouling modification of polyethersulfone membrane by grafting copolymer chains via surface initiated electrochemically mediated atom transfer radical polymerization, New Journal of Chemistry, Issue 18, 2017</i>
9.16.	Yassine Berbar, Mourad Amara, Abdallah Ammi-said, Shushan Yuan, Bart Van der Bruggen, <i>New method for silica embedding on a PES membrane surface via in situ sol gel process and immobilization in a polyamide thin film composite</i> , <i>Journal of Environmental Chemical Engineering</i> , Volume 5, Issue 4, August 2017, Pages 3604-3615. https://doi.org/10.1016/j.jece.2017.07.008
9.17.	Gabriela Dudek, Monika Krasowska, Roman Turczyn, Małgorzata Gnus, Anna Strzelewicz, <i>Structure, morphology and separation efficiency of hybrid Alg/Fe₃O₄ membranes in pervaporative dehydration of ethanol</i> , <i>Separation and Purification Technology</i> , Volume 182, 12 July 2017, Pages 101-109 https://doi.org/10.1016/j.seppur.2017.03.043
9.18.	Navid Azizi, Toraj Mohammadi, Reza Mosayebi Behbahani, <i>Synthesis of a PEBAX-1074/ZnO nanocomposite membrane with improved CO₂ separation performance</i> , <i>Journal of Energy Chemistry</i> , Volume 26, Issue 3, May 2017, Pages 454-465. https://doi.org/10.1016/j.jechem.2016.11.018
9.19.	Muna H. Al-Hinai et al, <i>Antimicrobial Activity Enhancement of Poly(ether sulfone) Membranes by in Situ Growth of ZnO Nanorods</i> , <i>ACS Omega</i> 2017, 2, 3157-3167, DOI: 10.1021/acsomega.7b00314
9.20.	Yue Xu, Hang Gao, Yan Shen, Shigan Chai, Jinzhi Zhang, Qichao Zou, <i>Application of Gemini quaternary ammonium with ester groups in cationic P(St-co-BA) nanolatex and study on its antibacterial properties</i> , <i>Materials Science and Engineering: C</i> , Volume 80, 1 November 2017, Pages 417-424. https://doi.org/10.1016/j.msec.2017.06.010
9.21.	Nikolaos D. Alexopoulos, Filippos D. Gegitsidis, Stavros K. Kourkoulis, Evangelos P. Favvas, <i>Mechanical behavior of MWCNTs based mixed-matrix polymeric and carbon hollow fiber membranes</i> , <i>Separation and Purification Technology</i> , Volume 183, 7 August 2017, Pages 21-31. https://doi.org/10.1016/j.seppur.2017.03.061
9.22.	Zulfida Mohamad, Hafis Mohd Shafie, Abdul Latif Ahmad, <i>ZnO Nanoparticles Embedded in PES-LiCl-PVA Polymeric Matrix for Synthesis of Nanocomposite Hollow Fibre Membranes</i> , <i>CHEMICAL ENGINEERING TRANSACTIONS VOL. 56</i> , 2017. DOI: 10.3303/CET1756152
9.23.	Jing Guo, Arcadio Sotto, Antonio Martín, Jeonghwan Kim, <i>Preparation and characterization of polyethersulfone mixed matrix membranes embedded with Ti- or Zr-incorporated SBA-15 materials</i> , <i>Journal of Industrial and Engineering Chemistry</i> , Volume 45, 25 January 2017, Pages 257-265. https://doi.org/10.1016/j.jiec.2016.09.033
9.24.	Sagadevan Velu, Krishnamoorthy Rambabu, Purushothaman Monash & Chandan Sharma, <i>Improved hydrophilic property of PES / PEG / MnCO₃ blended membranes for synthetic dye separation</i> , <i>International Journal of Environmental Studies</i> , Pages 1-13 Published online: 06 Nov 2017, https://doi.org/10.1080/00207233.2017.1395247
9.25.	Marta Bojarska, Bartosz Nowak, Jarosław Skowroński, Wojciech Piątkiewicz, Leon Gradoń, <i>Growth of ZnO</i>



	nanowires on polypropylene membrane surface—Characterization and reactivity, Applied Surface Science Volume 391, Part B, 1 January 2017, Pages 457-467. https://doi.org/10.1016/j.apsusc.2016.04.130
9.26.	Gabriela Dudek, Małgorzata Gnus, Anna Strzelewicz, Roman Turczyn & Monika Krasowska, The influence of metal oxides on the separation properties of hybrid alginate membranes, <i>Separation Science and Technology</i> , Pages 1-13, Published online: 14 Jul 2017 https://doi.org/10.1080/01496395.2017.1341532
9.27.	Ying Tao Chung & Abdul Wahab Mohammad, EFFECTS OF MEMBRANE FABRICATION CONDITIONS TOWARDS THE PERFORMANCE OF NANOPARTICLES-INCORPORATED MEMBRANES, <i>Jurnal Teknologi (Sciences & Engineering)</i> 79:5-3 (2017) 41-45
9.28.	Muhammad Rizwan Dilshad, Atif Islamb, Aneel Sabirb, Muhammad Shafiq, Muhammad Taqi, Zahid Butt, Amir Ijaz, Tahir Jamil, Fabrication and performance characterization of novel zinc oxide filled cross-linked PVA/PEG 600 blended membranes for CO ₂ /N ₂ separation, <i>Journal of Industrial and Engineering Chemistry</i> Volume 55, 25 November 2017, Pages 65-73 https://doi.org/10.1016/j.jiec.2017.06.029
9.29.	Tutuk Djoko Kusworo, Qudratun, Dani Puji Utomo, Performance evaluation of double stage process using nano hybrid PES/SiO ₂ -PES membrane and PES/ZnO-PES membranes for oily waste water treatment to clean water, <i>Journal of Environmental Chemical Engineering</i> , Volume 5, Issue 6, December 2017, Pages 6077-6086. https://doi.org/10.1016/j.jece.2017.11.044
9.30.	A. Behboudi, Y. Jafarzadeh, R.Yegani, Polyvinyl chloride/polycarbonate blend ultrafiltration membranes for water treatment, <i>Journal of Membrane Science</i> , Volume 534, 15 July 2017, Pages 18-24. https://doi.org/10.1016/j.memsci.2017.04.011
9.31.	STEFAN CATALIN PINTILIE, LAURENTIA GEANINA TIRON, IULIAN GABRIEL BIRSAN, DANIEL GANEA, STEFAN BALTA, Influence of ZnO Nanoparticle Size and Concentration on the Polysulfone Membrane Performance, <i>MATERIALE PLASTICE</i> 54 No.2 2017
9.32.	<i>Sajid Mushtaq, Seong-Jae Yun, Jung Eun Yang, Sun-Wook Jeong, Ha Eun Shim, Mi Hee Choi, Sang Hyun Park, Yong Jun Choi and Jongho Jeon, Efficient and selective removal of radioactive iodine anions using engineered nanocomposite membranes, Environmental Science: Nano, issue 11, 2017</i>
9.33.	Patrizia Formoso, Elvira Pantuso, Giovanni De Filipo, and Fiore Pasquale Nicoletta, Electro-Conductive Membranes for Permeation Enhancement and Fouling Mitigation: A Short Review, <i>Membranes</i> 2017, 7(3), 39; doi:10.3390/membranes7030039
9.34.	<i>Tshepo Duncan Dipheko, Kgabo Philemon Matabola, Kate Kotlhaq, Richard M. Moutloali, and Michael Klink, Fabrication and Assessment of ZnO Modified Polyethersulfone Membranes for Fouling Reduction of Bovine Serum Albumin, International Journal of Polymer Science, Volume 2017</i> https://doi.org/10.1155/2017/3587019
9.35.	Małgorzata Gnus, Gabriela Dudek, Roman Turczyn, The influence of filler type on the separation properties of mixed-matrix membranes, <i>Chem. Pap.</i> (2017). https://doi.org/10.1007/s11696-017-0363-9
9.36.	Sheikh, Mahdi; Asghari, Morteza; Afsari, Morteza, Effect of nano Zinc Oxide on gas permeation through mixed matrix Poly (Amide-6-b-Ethylene Oxide)-based membranes, <i>Int. J. Nano Dimens.</i> , 8(1): 31-39, 2017
9.37.	Shujuan Xiao, Shouwu Yu, Li Yan, Ying Liu, XiaoyaoTan, Preparation and properties of PPSU/GO mixed matrix membrane, <i>Chinese Journal of Chemical Engineering</i> , Volume 25, Issue 4, April 2017, Pages 408-414 https://doi.org/10.1016/j.ciche.2017.02.009
9.38.	Ali Behboudi, Yoones Jafarzadeh; Reza Yegani Ali Akbari, Preparation and characterization of polyethylene/glass fiber composite membrane prepared via thermally induced phase separation method, <i>Article 4, Volume 4, Issue 2 - Issue Serial Number 8, Winter and Spring 2017, Page 201-212.</i> DOI: 10.22063/POJ.2016.1418
9.39.	H. Jia, Z. Wu & N. Liu, Effect of nano-ZnO with different particle size on the performance of PVDF composite membrane, <i>Plastics, Rubber and Composites</i> , Volume 46, 2017 - Issue 1 https://doi.org/10.1080/14658011.2016.1245032



9.40.	P.V.Chai, E.Mahmoudi, Y. H. Teow, A. W. Mohammad, Preparation of novel polysulfone-Fe ₃ O ₄ /GO mixed-matrix membrane for humic acid rejection, Journal of Water Process Engineering, Volume 15, February 2017, Pages 83-88 https://doi.org/10.1016/j.jwpe.2016.06.001
9.41.	Mohammad Hossein Jazebizadeh, Shirin Khazraei, Investigation of Methane and Carbon Dioxide Gases Permeability Through PEBAX/PEG/ZnO Nanoparticle Mixed Matrix Membrane, Silicon, September 2017, Volume 9, Issue 5, pp 775–784 https://doi.org/10.1007/s12633-016-9435-7
9.42.	EL GHOUL, J.; GHILOUFI, I.; AL-HOBAIB, A. S.; EL MIR, L., EFFICIENCY OF POLYAMIDE THIN-FILM NANOCOMPOSITE MEMBRANE CONTAINING ZnO NANOPARTICLES. Journal of Ovonic Research . may/jun2017, Vol. 13 Issue 3, p83-90. 8p.
9.43.	Negin Ghaemi, Parisa Daraei, Shiva Palani, Surface Modification of Polysulfone Membranes Using Poly(Acrylic Acid)-Decorated Alumina Nanoparticles, 18 October 2017, Chemical Engineering & Technology DOI: 10.1002/ceat.201700124
9.44.	E. Mahmoudi, L. Y. Ng, A. W. Mohammad, M. Ba-Abbad, Z. Razzaz, Enhancement of polysulfone membrane with integrated ZnO nanoparticles for the clarification of sweetwater, Int. J. Environ. Sci. Technol. (2017). https://doi.org/10.1007/s13762-017-1413-0
10. Articolul ISI: Benea, L.; Ponthiaux, P.; Wenger, F. Co-ZrO₂ electrodeposited composite coatings exhibiting improved micro hardness and corrosion behavior in simulating body fluid solution. Surf. Coat. Technol. 2011, 205, 5379-5386. Benea, L.; Ponthiaux, P.; Wenger, F. Surf. Coat. Technol. 2011, 205, 5379-5386. DOI: 10.1016/j.surfcoat.2011.05.050. Citat de 3 ori in 2017 in Reviste cotate ISI:	
10.1.	P. J. Jodłowski, R. J. Jędrzejczyk, D. Chlebda, J. Tyczkowski, J. Kryca, A. Kołodziej, J. Łojewska, Structure Effects on Activity of Plasma Deposited Cobalt Oxide Catalysts for VOC Combustion, Topics in Catalysis, March 2017, Volume 60, Issue 3–5, pp 318–325
10.2.	Amer Mekkaoui, Shahnez Saied, Okba Belahssen, Abdelouahed Chala, EFFECT OF TiO ₂ NANOPARTICLES IN Ni MATRIX ON MECHANICAL AND CORROSION RESISTANCE PROPERTIES, Acta Metallurgica Slovaca, Vol 23, No 1 (2017)
10.3.	Hui Jin, Yi-Yong Wang, Yu-Ting Wang, Hong-Bing Yang, Synthesis and properties of electrodeposited Ni-CeO ₂ nano-composite coatings, Rare Met. (2017). https://doi.org/10.1007/s12598-016-0849-6
11. Articolul ISI: L. Benea, E. Mardare-Danaila, M. Mardare, JP. Cells. Preparation of titanium oxide and hydroxyapatite on Ti-6Al-4V alloy surface and electrochemical behaviour in bio-simulated fluid solution. Corrosion Science (2014) 80, 331-338. DOI: http://dx.doi.org/10.1016/j.corsci.2013.11.059 Citat de 13 ori in articole cotate ISI in 2017.	
11.1.	Linshuai Zhang, Jinkai Xu, Bingyan Chen, Huadong Yu, Zhongxu Lian, Microhardness and corrosion resistance behaviour of Ti-6Al-4V alloy-coloured surface under WEDM-HS process, Micro & Nano Letters, Volume 12, Issue 9, September 2017, p. 618 – 623. DOI: 10.1049/mnl.2017.0037
11.2.	F.Toptan, A. C. Alves, A. M. P. Pinto, P.Ponthiaux, Tribocorrosion behavior of bio-functionalized highly porous titanium, Journal of the Mechanical Behavior of Biomedical Materials, Volume 69, May 2017, Pages 144-152. https://doi.org/10.1016/j.jmbbm.2017.01.006
11.3.	Y. Sasikumar, M. M. Solomon, L. O. Olasunkanmi, E. E. Ebenso, Effect of surface treatment on the bioactivity and electrochemical behavior of magnesium alloys in simulated body fluid, Materials and Corrosion, Volume 68, Issue 7 July 2017, Pages 776–790. DOI: 10.1002/maco.201609317
11.4.	Chi-Huang Huang, Rong-Sheng Chen, Masahiro Yoshimura, Direct bioactive ceramics coating via reactive Growing Integration Layer method on α-Ti-alloy, Materials Science and Engineering: C, Volume 76, 1 July 2017, Pages 1216-1223. https://doi.org/10.1016/j.msec.2017.03.182



11.5.	Olivier Heintz, Vincent Vignal, Halina Krawiec, Joanna Loch, Passivity and corrosion behaviour of Ti-10Mo-4Zr and Ti-6Al-4V alloys after long-term ageing in Ringer's solution at 37 °C, <i>Journal of Solid State Electrochemistry</i> , May 2017, Volume 21, Issue 5, pp 1445–1455. https://doi.org/10.1007/s10008-017-3506-6
11.6.	Yanxian Zhang, Chaofang Dong, Sefei Yang, Junsheng Wu, Kui Xiao, Yunhua Huang, Xiaogang Li, Alkaescent nanotube films on a titanium-based implant: A novel approach to enhance biocompatibility, <i>Materials Science and Engineering: C</i> , Volume 72, 1 March 2017, Pages 464-471. https://doi.org/10.1016/j.msec.2016.11.096
11.7.	Shawei Tang, Hongshan San, Yufen Zhang, Jiaping Han and Jin Hu, Formation Mechanism and Corrosion Properties of Bioactive Coating on a Micro-Arc Oxidized Ti6Al4V Using Cathodic Electrodeposition, <i>J. Electrochem. Soc.</i> 2017 volume 164, issue 12, D714-D722, doi: 10.1149/2.1071712jes
11.8.	Hongshan San, Jin Hu, Yufen Zhang, Jiaping Han and Shawei Tang, Corrosion Behavior of Cathodic Electrodeposition Coatings on Micro-Arc Oxidized Titanium Alloy in Simulated Body Fluid, <i>J. Electrochem. Soc.</i> 2017 volume 164, issue 12, D785-D794 doi: 10.1149/2.1861712jes
11.9.	Hangzhou Zhang, Xiaoguo Shi, Ang Tian, Li Wang, Chuangwei Liu, Electrochemical properties of Ti3+ Doped Ag-Ti Nanotube Arrays Coated with Hydroxyapatite, <i>Applied Surface Science</i> , Available online 8 December 2017 https://doi.org/10.1016/j.apsusc.2017.12.048
11.10.	U. Gunpath, H. Le, 6 – Composite coatings for implants and tissue engineering scaffolds, <i>Biomedical Composites (Second Edition)</i> , A volume in Woodhead Publishing Series in Biomaterials, 2017, Pages 111–138. https://doi.org/10.1016/B978-0-08-100752-5.00006-8
11.11.	AmirMahyar Khorasani, Machining of Spherical Component Fabricated by Selected Laser Melting, Part II: Application of Ti in Biomedical, <i>Materials Science</i> , (Submitted on 27 Mar 2017)
11.12.	Lei Zeming, Zhang Hangzhou, Tin Aung, You Junhua, Shixiao Guo, Liu Xinwang, Weibo, White Xi Zhuang, Nano-hydroxyapatite / large diameter TiO2 nanotube composite coating promotes bone formation, <i>Chinese Journal of Tissue Engineering Research</i> , 2017, 21 (14) doi: 10.3969 / j.issn.2095-4344.2017.14.009
11.13.	N Askari, M Yousefpour, M Rajabi, Determination of optimum Al content in HA-Al2O3nanocomposites coatings prepared by electrophoretic deposition on titanium substrate, <i>International Journal of Applied Ceramic Technology</i> , First published: 20 November 2017, DOI: 10.1111/ijac.12826
<p>12. Articolul ISI: L Benea, E Danaila, P Ponthiaux, Effect of titania anodic formation and hydroxyapatite electrodeposition on electrochemical behaviour of Ti-6Al-4V alloy under fretting conditions for biomedical applications, <i>Corrosion Science</i> (2015) 91, 262-271. doi:10.1016/j.corsci.2014.11.026 Citat de 12 ori in articole cotate ISI in 2017.</p>	
12.1.	J.Li, B. B. Yang, Y.H.Lu, L. Xin, Z. H. Wang, T.Shoji, The effects of electrochemical polarization condition and applied potential on tribocorrosion behaviors of Inconel 690 alloys in water environment, <i>Materials & Design</i> Volume 119, 5 April 2017, Pages 93-103. https://doi.org/10.1016/j.matdes.2017.01.032
12.2.	Long Xin, Beibei Yang, Jie Li, Yonghao Lu, Tetsuo Shoji, Microstructural characteristics of Alloy 690TT subjected to fretting corrosion in high temperature water, <i>Corrosion Science</i> , Volume 123, 15 July 2017, Pages 116-128. https://doi.org/10.1016/j.corsci.2017.04.009
12.3.	Ruiqiang Hang, Yanlian Liu, Ang Gao, Mingxiang Zong, Long Bai, Xiangyu Zhang, Xiaobo Huang, Bin Tang, Paul K.Chu, Fabrication of Ni-Ti-O nanoporous film on NiTi alloy in ethylene glycol containing NaCl, <i>Surface and Coatings Technology</i> , Volume 321, 15 July 2017, Pages 136-145.



	https://doi.org/10.1016/j.surfcoat.2017.04.036
12.4.	Bose Sivakumar, Lokesh Chandra Pathak, Raghuvir Singh, Role of surface roughness on corrosion and fretting corrosion behaviour of commercially pure titanium in Ringer's solution for bio-implant application, Applied Surface Science, Volume 401, 15 April 2017, Pages 385-398. https://doi.org/10.1016/j.apsusc.2017.01.033
12.5.	Olivier Heintz, Vincent Vignal, Halina Krawiec, Joanna Loch, Passivity and corrosion behaviour of Ti-10Mo-4Zr and Ti-6Al-4V alloys after long-term ageing in Ringer's solution at 37 °C, Journal of Solid State Electrochemistry, May 2017, Volume 21, Issue 5, pp 1445–1455. https://doi.org/10.1007/s10008-017-3506-6
12.6.	Shawei Tang, Hongshan San, Yufen Zhang, Jiaping Han and Jin Hu, Formation Mechanism and Corrosion Properties of Bioactive Coating on a Micro-Arc Oxidized Ti6Al4V Using Cathodic Electrodeposition, J. Electrochem. Soc. 2017 volume 164, issue 12, D714-D722. doi: 10.1149/2.1071712jes
12.7.	Hongshan San, Jin Hu, Yufen Zhang, Jiaping Han and Shawei Tang, Corrosion Behavior of Cathodic Electrodeposition Coatings on Micro-Arc Oxidized Titanium Alloy in Simulated Body Fluid, J. Electrochem. Soc. 2017 volume 164, issue 12, D785-D794 doi: 10.1149/2.1861712jes
12.8.	Chu-Ning Cai, Cheng Zhang, Ying-Sui Sun, Her-Hsiung Huang, Cong Yang, Lin Liu, ZrCuFeAlAg thin film metallic glass for potential dental applications, Intermetallics, Volume 86, July 2017, Pages 80-87. https://doi.org/10.1016/j.intermet.2017.03.016
12.9.	Shikha Awasthi, Vijay Kumar Pal, S. K. Choudhury, Effect of surface modifications by abrasive water jet machining and electrophoretic deposition on tribological characterisation of Ti6Al4V alloy, Int J Adv Manuf Technol (2017). https://doi.org/10.1007/s00170-017-1164-6
12.10.	Leila Fathyunes, Jafar Khalil-Allafi, Characterization and corrosion behavior of graphene oxide-hydroxyapatite composite coating applied by ultrasound-assisted pulse electrodeposition, Ceramics International Volume 43, Issue 16, November 2017, Pages 13885-13894. https://doi.org/10.1016/j.ceramint.2017.07.113
12.11.	A. Boucheham, A. Karaali, B. Rahal, Y. Belkacem, Characterization of Thermally Oxidized Ti6Al4V Alloys for Dental Application, JOURNAL OF NANO- AND ELECTRONIC PHYSICS, Vol. 9 No 2, 02033(3pp) (2017)
12.12.	Li Zhi Ge Shaohua, Application Progress of Nanometer Titanium Dioxide in Biomedicine, Stomatology, 2017 Issue 1, Pages 85-88, total 4 pages
13. Articolul ISI: Lidia Benea, Sorin-Bogdan Basa, Eliza Danaila, Nadege Caron, Olivier Raquet, Pierre Ponthiaux, Jean-Pierre Celis, Fretting and wear behaviors of Ni/nano-WC composite coatings in dry and wet conditions, Materials and Design 65 (2015) 550–558 doi:10.1016/j.matdes.2014.09.050 Citat de 16 ori in articole citate ISI in 2017.	
13.1.	J.Li, B. B. Yang, Y. H. Lu, L.Xin, Z.H. Wang, T.Shoji, The effects of electrochemical polarization condition and applied potential on tribocorrosion behaviors of Inconel 690 alloys in water environment, Materials & Design Volume 119, 5 April 2017, Pages 93-103. https://doi.org/10.1016/j.matdes.2017.01.032
13.2.	Selvakumar N, Malkiya Rasalin Prince R, Microstructure, surface topography and sliding wear behaviour of titanium based coating on AISI 1040 steel by magnetron sputtering, Archives of Civil and Mechanical Engineering, Volume 17, Issue 2, February 2017, Pages 281-292. https://doi.org/10.1016/j.acme.2016.10.005
13.3.	Chao Zheng, Yonghong Liu, Jie Qin, Cheng Chen, Renjie Ji, Wear behavior of HVOF sprayed WC coating under water-in-oil fracturing fluid condition, Tribology International, Volume 115, November 2017, Pages 28-34. https://doi.org/10.1016/j.triboint.2017.05.002
13.4.	Wu Y-P, Li Z-Y, Zhu S-F, Lu L, Cai Z-B (2017) Effect of frequency on fretting wear behavior of Ti/TiN multilayer film on depleted uranium. PLoS ONE 12(4): e0175084. https://doi.org/10.1371/journal.pone.0175084



13.5.	Mingzhuo Zhou, Wenlong Lu, Xiaojun Liu, Wenzheng Zhai, Po Zhang, Gengpei Zhang, Fretting wear properties of plasma-sprayed Ti3SiC2 coatings with oxidative crack-healing feature, Tribology International Volume 118, February 2018, Pages 196-207. https://doi.org/10.1016/j.triboint.2017.10.009
13.6.	Qiao Zhang, Shuhua Liang, Longchao Zhuo, Fabrication and properties of the W-30wt%Cu gradient composite with W@WC core-shell structure, Journal of Alloys and Compounds, Volume 708, 25 June 2017, Pages 796-803. https://doi.org/10.1016/j.jallcom.2017.03.064
13.7.	Chengsong Liu, Daoxin Liu, Xiaohua Zhang, Shouming Yu and Weidong Zhao, Effect of the Ultrasonic Surface Rolling Process on the Fretting Fatigue Behavior of Ti-6Al-4V Alloy, Materials 2017, 10(7), 833, doi:10.3390/ma10070833
13.8.	Po Zhang, Xiaojun Liu, Wenlong Lu, Wenzheng Zhai, Mingzhuo Zhou, Jian Wang, Fretting wear behavior of CuNiAl against 42CrMo4 under different lubrication conditions, Tribology International, Volume 117, January 2018, Pages 59-67. https://doi.org/10.1016/j.triboint.2017.08.013
13.9.	J. Lia, Y. H. Lu, L. Xin, T. Shoji, The subsurface damage mechanism of Inconel 690 during fretting wear in pure water, Tribology International, Volume 117, Available online 1 September 2017., Pages 152-161 https://doi.org/10.1016/j.triboint.2017.08.024
13.10.	V. Torabinejad, M. Aliofkhaeaei, A. Sabour Rouhaghdam, M. H. Allahyarzadeh, Ni-Fe-Mn-(nano)Al ₂ O ₃ Coating with Modulated Composition and Grain Size, Transactions of the Indian Institute of Metals, July 2017, Volume 70, Issue 5, pp 1199-1207. https://doi.org/10.1007/s12666-016-0913-9
13.11.	Haibin Wang, Tao Yang, Xiaoyan Song, Xuemei Liu, Xuezheng Wang, Xu Wu, Wear resistance enhancement of bimodal-grained cemented carbide coating, Surface and Coatings Technology, Volume 309, 15 January 2017, Pages 759-766 https://doi.org/10.1016/j.surfcoat.2016.10.090
13.12.	Yuanbin Zhang, Liantao Lu, Yubin Gong, Jiwang Zhang, Dongfang Zeng, Fretting wear-induced evolution of surface damage in press-fitted shaft, Wear, Volumes 384-385, 15 August 2017, Pages 131-141.77 https://doi.org/10.1016/j.wear.2017.05.014
13.13.	Alok Kumar Chaudhari and V. B. Singh, Structure and Properties of Dual Oxide Particles Doped Ni-Fe/In ₂ O ₃ -WO ₃ Functional Nanocomposite Coatings, J. Electrochem. Soc. 2017 volume 164, issue 7, D371-D379. doi: 10.1149/2.0331707jes
13.14.	Alok Kumar Chaudhari, V. B. Singh, Improvement in different properties of the permalloy by nano-Cr ₂ O ₃ incorporation, Journal of Applied Electrochemistry, September 2017, Volume 47, Issue 9, pp 1009-1021. https://doi.org/10.1007/s10800-017-1095-9
13.15.	Baohui GUO, Youxu QIU, Hailong LI, Application of Artificial Neural Network for Preparation Process of Ni-SiC Composite Coatings on Ti-Alloy TA15, Journal of Chinese Society for Corrosion and protection, Vol. 37 Issue (4): 389-394. DOI: 10.11902/1005.4537.2016.064
13.16.	J. Molina-Claros, H. M. Hdz-García, M. Alvarez-Vera, M. I. Pech-Canul, R. Muñoz-Arroyo, F. García-Vázquez, F. A. Hernández-García & J. C. Díaz-Guillen, Characterisation of PTA processed overlays without and with WC nanoparticles, Surface Engineering, Volume 33, 2017 - Issue 11. https://doi.org/10.1080/02670844.2017.1323442
<p>14. Articolul ISI: L. Benea, E. Danaila, JP Cells. Influence of electro-co-deposition parameters on nano-TiO₂ inclusion into nickel matrix and properties characterization of nanocomposite coatings obtained. Materials Science and Engineering: A, 2014, 610, 106-115. http://dx.doi.org/10.1016/j.msea.2014.05.028 Citat de 9 ori in articole cotate ISI in 2017.</p>	
14.1.	Arnomitra Chatterjee, Garima Sharma, Jalaj Varshney, S. Neogya, R.N. Singh, Comparative study of mechanical properties of pure nanocrystalline Ni and Ni-Tf nanocomposite, Materials Science and Engineering: A Volume 684, 27 January 2017, Pages 626-633. https://doi.org/10.1016/j.msea.2016.12.052



14.2.	S.Mirzamohammadi, H. Khorsand, M.Aliofkhazraei, Effect of different organic solvents on electrodeposition and wear behavior of Ni-alumina nanocomposite coatings, <i>Surface and Coatings Technology</i> , Volume 313, 15 March 2017, Pages 202-213. https://doi.org/10.1016/j.surfcoat.2017.01.025
14.3.	Góral, A. , Żórawski, W. ,Makrenek, M. ,Kowalski, S., <i>Microstructure and properties of cold sprayed composite coatings</i> , <i>Journal of Achievements in Materials and Manufacturing Engineering</i> 2017 Vol. 81, nr 2 49–55
14.4.	Rui Cao, Liqun Zhu, Weiping Li, Wei Hub, Huicong Liu, The effect of alumina-silica sols on electrodeposited zinc coatings for sintered NdFeB, <i>Journal of Alloys and Compounds</i> Volume 726, 5 December 2017, Pages 95-106. https://doi.org/10.1016/j.jallcom.2017.06.123
14.5.	Yancheng Jiang, Yunhua Xu, Mei Wang, Hanchao Yao, Effects of pulse plating parameters on the microstructure and properties of high frequency pulse electrodeposited Ni-Co/ZrO ₂ nanocomposite coatings, <i>Journal of Materials Science: Materials in Electronics</i> , January 2017, Volume 28, <i>Issue 1</i> , pp 610–616, https://doi.org/10.1007/s10854-016-5565-3
14.6.	Anna Góral, Nanoscale structural defects in electrodeposited Ni/Al ₂ O ₃ composite coatings, <i>Surface and Coatings Technology</i> , Volume 319, 15 June 2017, Pages 23-32. https://doi.org/10.1016/j.surfcoat.2017.03.061
14.7.	A. S. M. A. Haseeb, Nano-/Microcomposites by Electrodeposition, <i>Composite Materials</i> pp 169-198 (2017), https://doi.org/10.1007/978-3-662-49514-8_5
14.8.	J. Molina-Claros, H. M. Hdz-García, M. Alvarez-Vera, M. I. Pech-Canul, R. Muñoz-Arroyo, F. García-Vázquez, F. A. Hernández-García & J. C. Díaz-Guillen, Characterisation of PTA processed overlays without and with WC nanoparticles, <i>Surface Engineering</i> , Volume 33, 2017 - <i>Issue 11</i> . https://doi.org/10.1080/02670844.2017.1323442
14.9.	Zeynab Mahidashti, Mahmood Aliofkhazraei, Naser Lotfi, Review of Nickel-Based Electrodeposited Tribo-Coatings, <i>Transactions of the Indian Institute of Metals</i> , pp 1–39 (2017) https://doi.org/10.1007/s12666-017-1175-x
<p>15. Articolul ISI: Felicia Bratu, Lidia Benea, Jean-Pierre Celis. Tribocorrosion behaviour of Ni-SiC composite coatings under lubricated conditions. <i>Surface & Coatings Technology</i>. 201, 2007, 6940–6946. ISSN: 0257-8972. DOI: 10.1016/j.surfcoat.2006.12.027. Citat de 4 ori in articole cotate ISI in 2017.</p>	
15.1	F.Aikelae, S.Fouvry, Identification of parameters influencing the glaze layer formation and stability at high temperature for a Waspaloy/René125 contact under fretting wear conditions, <i>Wear</i> Volumes 390–391, 15 November 2017, Pages 41-48 https://doi.org/10.1016/j.wear.2017.07.008
15.2	S. A. Lajevardi, T. Shahrabi, and J. A. Szpunar, Tribological Properties of Functionally Graded Ni-Al ₂ O ₃ Nanocomposite Coating, <i>J. Electrochem. Soc.</i> 2017 volume 164, issue 6, D275-D281. doi: 10.1149/2.0731706jes
15.3	Arpith Siddaiah, Zulfiqar Ahmad Khan, Rahul Ramachandran, and Pradeep L. Menezes, Performance Analysis of Retrofitted Tribo-Corrosion Test Rig for Monitoring In Situ Oil Conditions, <i>Materials</i> 2017, 10(10), 1145; doi:10.3390/ma10101145
15.4.	HAMED RAHMANI, MAHMOOD ALIOFKHAZRAEI, and ABDOSSALAM KARIMZADEH, CORROSION AND WEAR PROPERTIES OF ELECTRODEPOSITED TERTIARY NANOCOMPOSITE Zn-Ni (ALUMINA-YITTRIA-GERAPHENE) COATING, <i>Surf. Rev. Lett.</i> 24, 1750066 (2017) https://doi.org/10.1142/S0218625X17500664



<p>16. Articolul ISI: L. Benea, E. Mardare-Danaila, J.P. Celis, <u>Increasing the tribological performances of Ti-6Al-4V alloy by forming a thin nanoporous TiO₂ layer and hydroxyapatite electrodeposition under lubricated conditions</u>, <i>Tribology International</i> 78, 2014, 168-175. doi:10.1016/j.triboint.2014.05.013 Citat 7 ori in articole cotate ISI in 2017.</p>	
16.1.	<p>Fei Weng, Huijun Yu, Chuazhong Chen, Jianli Liu, Longjie Zhao, Jingjie Dai, Zhihuan Zhao, Effect of process parameters on the microstructure evolution and wear property of the laser cladding coatings on Ti-6Al-4V alloy, <i>Journal of Alloys and Compounds</i>, Volume 692, 25 January 2017, Pages 989-996. https://doi.org/10.1016/j.jallcom.2016.09.071</p>
16.2.	<p>Leila Fathyunes, Jafar Khalil-Allafi, Effect of employing ultrasonic waves during pulse electrochemical deposition on the characteristics and biocompatibility of calcium phosphate coatings, <i>Ultrasonics Sonochemistry</i> Available online 29 November 2017, https://doi.org/10.1016/j.ultsonch.2017.11.041</p>
16.3.	<p>Hongshan San, Jin Hu, Yufen Zhang, Jiaping Han and Shawei Tang, Corrosion Behavior of Cathodic Electrodeposition Coatings on Micro-Arc Oxidized Titanium Alloy in Simulated Body Fluid, <i>J. Electrochem. Soc.</i> 2017 volume 164, issue 12, D785-D794 doi: 10.1149/2.1861712jes</p>
16.4.	<p>Qiang He, Anling Li, Yachen Guo, Songfeng Liu, and L-H Kong, Effect of nanometer silicon dioxide on the frictional behavior of lubricating grease, <i>Nanomaterials and Nanotechnology</i> Volume 7: 1-9. DOI: 10.1177/1847980417725933</p>
16.5.	<p>Leila Fathyunes, Jafar Khalil-Allafi, Characterization and corrosion behavior of graphene oxide-hydroxyapatite composite coating applied by ultrasound-assisted pulse electrodeposition, <i>Ceramics International</i> Volume 43, Issue 16, November 2017, Pages 13885-13894. https://doi.org/10.1016/j.ceramint.2017.07.113</p>
16.6.	<p>Tkachuk, O., Pohrelyuk, I., and Yaskiv, O., "Formation of Oxynitride Layers on Titanium Alloys," <i>Materials Performance and Characterization</i>, Vol. 6, No. 4, 2017, pp. 546-553, https://doi.org/10.1520/MPC20160075.</p>
16.7.	<p>WANG MZ, WANG CB, KANG JJ , et al.Effects of laser surface texture parameters on tribological properties of titanium alloys [J].<i>Chinese Surface Engineering</i>, 2017,30 (4): 71-77</p>
<p>17. Articolul ISI: Benea L.; <u>Electrodeposition of zirconia particles in a copper matrix</u>; <i>Materials and Manufacturing Processes</i>, Volume: 14, Issue: 2, Pages: 231-242, Published: 1999. DOI: 10.1080/10426919908914820 Citat 0 data in 2017.</p>	
17.1.	
<p>18. Articolul ISI: L. Benea, N. Caron, Olivier Raquet, <u>Tribological behavior of Ni matrix hybrid nanocomposite reinforced by titanium carbide nanoparticles during electro-codeposition</u>, <i>RSC Advances</i>, Volume 6, 2016, Pages 59775-59783, ISSN: 2046-2069. DOI: 10.1039/C6RA03605H Citat 2 data in articole cotate ISI in 2017.</p>	
18.1.	<p>S. Ramalingam, K. Balakrishnan, S. Shanmugasamy, A. Subramania, <i>Electrodeposition and characterisation of Cu-MWCNTs nanocomposite coatings</i>, <i>Surface Engineering</i>, Volume 33, 2017 - Issue 5 https://doi.org/10.1080/02670844.2016.1258164</p>
18.2.	<p>S Singh, D Gupta, V Jain, Processing of Ni-WC-8Co MMC casting through microwave melting, <i>Materials and Manufacturing Processes</i>, Published online: 07 Mar 2017. https://doi.org/10.1080/10426914.2017.1291954</p>
<p>19. Articolul ISI: F. Bratu, L. Benea, J.-P. Celis, <u>The influence of fretting parameters on tribocorrosion behaviour of AISI 304L stainless steel in ringer solution</u>, <i>Revista de Chimie</i>, Volume 59, Issue 3, 2008, Pages 346-350. Citat 0 data in articole cotate ISI in 2017.</p>	
19.1.	

20. Articolul ISI: <u>L. Benea</u> , Electrodeposition of Zirconia Particles in a Copper Matrix, Materials and Manufacturing Processes, Volume 14, Issue 2, 1999, Pages 231-242. http://dx.doi.org/10.1080/10426919908914820	
Citat 0 data in 2017.	
20.1.	
21. A.C. Ciubotariu, L. Benea, P. Ponthiaux, Corrosion resistance of zinc-resin hybrid coatings obtained by electro-codeposition, Arabian Journal of Chemistry, Article in press, Available online 15 July 2016. http://dx.doi.org/10.1016/j.arabjoc.2016.07.002	
Citat 1 data in articole cotate ISI in 2017.	
21.1.	In-Jo Hwang, Han-Cheol Choe, William A. Brantley, Electrochemical characteristics of Ti-6Al-4V after plasma electrolytic oxidation in solutions containing Ca, P, and Zn ions, Surface and Coatings Technology Volume 320, 25 June 2017, Pages 458-466. https://doi.org/10.1016/j.surfcoat.2016.11.092
Total citari 2017	

Citări în reviste de specialitate cotate ISI - 2016		Total = 192
I. Articolul ISI: Ciubotariu A., <u>Benea L.</u> , Lakatos-Varsanyi M., Dragan V. Electrochemical impedance spectroscopy and corrosion behaviour of Al ₂ O ₃ -Ni nano composite coatings. (2008) <i>Electrochimica Acta</i> , 53 (13), pp. 4557-4563. DOI: 10.1016/j.electacta.2008.01.020 Citat de 15 ori in 2016 in reviste cotate ISI:		
1.1.	Dehdab, M., Yavari, Z., Darijani, M., Bargahi, A. <i>The inhibition of carbon-steel corrosion in seawater by streptomycin and tetracycline antibiotics: An experimental and theoretical study</i> , Desalination, Volume 400, 15 December 2016, Pages 7-17. http://dx.doi.org/10.1016/j.desal.2016.09.007	
1.2.	Han Li, YiHe, TengHe, YiFan, QiangbinYang, YingQingZhan, <i>The influence of pulse plating parameters on microstructure and properties of Ni-W-Si3N4 nanocomposite coatings</i> , Ceramics International 42 (2016) 18380-18392. http://dx.doi.org/10.1016/j.ceramint.2016.08.171	
1.3.	Ali Shanaghi, Paul K. Chu, <i>Tribological and Corrosion Properties of Nickel/TiC Bilayered Coatings Produced by Electroless Deposition and PACVD</i> , Journal of Materials Engineering and Performance, 25 (2016) 4796-4804. DOI: 10.1007/s11665-016-2378-8	
1.4.	J.A. Calderón, J.P. Jiménez, A.A. Zuleta, <i>Improvement of the erosion-corrosion resistance of magnesium by electroless Ni-P/Ni(OH)₂-ceramic nanoparticle composite coatings</i> , Surface & Coatings Technology 304 (2016) 167-178. http://dx.doi.org/10.1016/j.surfcoat.2016.04.063	
1.5.	Wei Shang, Xufeng Wang, Yuqing Wen, Chubin He, Yuanyuan Wang, Lingzhi Zhang, Zhe Zhang, <i>Corrosion Resistance and Molecular Dynamics Behavior of the MAO/SAM Composite Coatings on Magnesium Alloy</i> , Protection of Metals and Physical Chemistry of Surfaces, 2016, Vol. 52, No. 5, pp. 847-853. DOI: 10.1134/S207020511605021X	
1.6.	J.J. Giner-Sanz, E.M. Ortega, V. Pérez-Herranz, <i>Application of a Montecarlo based quantitative Kramers-Kronig test for linearity assessment of EIS measurements</i> , Electrochimica Acta 209 (2016) 254-268. http://dx.doi.org/10.1016/j.electacta.2016.04.131	
1.7.	Liu, Q. , Xu, R.-D. , He, S.-W., <i>Electrochemical properties of electroless copper plating solution</i> , Guocheng Gongcheng Xuebao/The Chinese Journal of Process Engineering, Volume 16, Issue 1, 1 February 2016, Pages 125-131.	
1.8.	Xiqing Zhao, Jun Xiong, <i>Effectively Analysis of Concrete Bridge Deck Corrosion using Electrochemical Impedance Spectroscopy</i> , Int. J. Electrochem. Sci., 11 (2016) 5702 - 5709. doi: 10.20964/2016.07.70	
1.9.	Abdel-Karim, R., <i>Electrochemical fabrication of nanostructures</i> (Book Chapter), Handbook of Nanoelectrochemistry: Electrochemical Synthesis Methods, Properties, and Characterization Techniques, 1 January 2016, Pages 23-46, ISBN: 978-331915266-0; 978-331915265-3.	

	DOI: 10.1007/978-3-319-15266-0_2
1.10.	Gadhari, P., Sahoo, P., <i>Electroless nickel-phosphorus composite coatings: A review</i> , <i>International Journal of Manufacturing, Materials, and Mechanical Engineering</i> , Volume 6, Issue 1, 1 January 2016, Pages 14-50. DOI: 10.4018/IJMMME.2016010102
1.11.	Ashutosh Sharma, Siddhartha Das, Karabi Das, <i>Effect of different electrolytes on the microstructure, corrosion and whisker growth of pulse plated tin coatings</i> , Available online 30 December 2016, <i>Microelectronic Engineering</i> , Volume 170, Pages 59–68. http://dx.doi.org/10.1016/j.mee.2016.12.029
1.12.	Murat Danişman, <i>The corrosion behavior of nanocrystalline nickel based thin films</i> , <i>Materials Chemistry and Physics</i> 171 (2016) 276-280. http://dx.doi.org/10.1016/j.matchemphys.2016.01.018
1.13.	Yancheng Jiang, Yunhua Xu, Mei Wang, Hanchao Yao, <i>Effects of pulse plating parameters on the microstructure and properties of high frequency pulse electrodeposited Ni-Co/ZrO₂ nanocomposite coatings</i> , Published online: 26 August 2016, <i>J Mater Sci: Mater Electron</i> , volume 28, pages 610–616. DOI 10.1007/s10854-016-5565-3
1.14.	M. Baghani, M. Aliofkhaezai, A. Seyfoori, M. Askari, <i>Mechanical Alloying and Characterization of Cu₇₀Ti₂₀Ni₁₀ and Cu₇₀Ti₂₀Ni₁₀-Alumina Nanocomposite</i> , Published online: 03 October 2016, <i>Trans Indian Inst Met</i> DOI 10.1007/s12666-016-0966-9
1.15.	Ye Lv, Shujiang Geng, Zhongning Shi, <i>Effect of pH of the galvanic bath on electrodeposition of Cu-Mn₃O₄ composite coatings</i> , Accepted Manuscript: 25 December 2016, <i>Materials Chemistry and Physics</i> . DOI: 10.1016/j.matchemphys.2016.12.052

2. Articolul ISI: Benea L., Wenger F., Ponthiaux P., Celis J.P. Tribocorrosion behaviour of Ni-SiC nano-structured composite coatings obtained by electrodeposition. (2009) *Wear*, 266 (3-4) , pp. 398-405.

DOI: 10.1016/j.wear.2008.04.018

Citat de 4 ori in 2016 in Reviste cotate ISI:

2.1.	Y. Zhou, F.Q. Xie, X.Q. Wu, W.D. Zhao, X. Chen, <i>A novel plating apparatus for electrodeposition of Ni-SiC composite coatings using circulating-solution co-deposition technique</i> , Available online 27 December 2016, <i>Journal of Alloys and Compounds</i> , volume 699, pages 366-377. http://dx.doi.org/10.1016/j.jallcom.2016.12.331
2.2.	Pradeep Tirlapur, M. Muniprakash, Meenu Srivastava, <i>Corrosion and Wear Response of Oxide-Reinforced Nickel Composite Coatings</i> , <i>Journal of Materials Engineering and Performance</i> , July 2016, Volume 25, Issue 7, pp 2563–2569. DOI: 10.1007/s11665-016-2117-1
2.3.	Mohammad Mahdavi, Mazaher Ramazani, Zahra Darvishi, <i>Synthesis and characterization of zirconium carbide nanorods at low temperature</i> , <i>Int. Journal of Refractory Metals and Hard Materials</i> 56 (2016) 59–62. http://dx.doi.org/10.1016/j.ijrmhm.2015.11.015
2.4.	Mathew Mathew, Shelley Kerwell, Maria Alfaro, Dmitry Royman, Valentim Barao, Sukotjo Cortino, <i>Tribocorrosion and TMJ TJR Devices</i> (Chapter 10), Book: <i>Temporomandibular Joint Total Joint Replacement – TMJ TJR</i> , pp 251-263, 2016, Print ISBN 978-3-319-21388-0, Online ISBN 978-3-319-21389-7. DOI 10.1007/978-3-319-21389-7

3. Articolul ISI: Benea L. Electrodeposition and tribocorrosion behaviour of ZrO₂-Ni composite coatings. (2009) *Journal of Applied Electrochemistry*, 39 (10) pp. 1671-1681.

DOI: 10.1007/s10800-009-9859-5.

Citat de 6 ori in 2016 in Reviste cotate ISI:

3.1.	F.Toptan, A.Rego, A.C.Alves, A.Guedes, <i>Corrosion and tribocorrosion behaviour of Ti-B4C composite intended for orthopaedic implants</i> , <i>Journal of the Mechanical Behavior of Biomedical Materials</i> 61 (2016) 152-163. http://dx.doi.org/10.1016/j.jmbbm.2016.01.024
3.2.	Pradeep Tirlapur, M. Muniprakash, Meenu Srivastava, <i>Corrosion and Wear Response of Oxide-Reinforced Nickel Composite Coatings</i> , <i>Journal of Materials Engineering and Performance</i> , July 2016, Volume 25, Issue 7, pp 2563–2569. DOI: 10.1007/s11665-016-2117-1

3.3.	S. M. Gorelov, T. E. Tsupak, E. G. Vinokurov, Kh. A. Nevmyatullina, O. V. Yarovaya, <i>Preparation and Properties of Nickel-Zirconia Nanocomposite Coatings</i> , Protection of Metals and Physical Chemistry of Surfaces, 2016, Vol. 52, No. 4, pp. 622–626. DOI: 10.1134/S2070205116040134
3.4.	V. N. Tseluikin, <i>On the Structure and Properties of Composite Electrochemical Coatings. A Review</i> , Protection of Metals and Physical Chemistry of Surfaces, 2016, Vol. 52, No. 2, pp. 254–266. DOI: 10.1134/S2070205116010251
3.5.	B-B Zhang, J-Z Wang, Y. Zhang, G-H Han, F-Y Yan, <i>Tribocorrosion behavior of 410SS in artificial seawater: effect of applied potential</i> , First published: 6 September 2016, Materials and Corrosion DOI: 10.1002/maco.201609119
3.6.	Amir Sadeghi, Maximilian Sieber, Hosein Hasannejad, Ingolf Scharf, Thomas Lampke, <i>Correlating the Layer Properties of Ni-alumina Composite Coatings and the Mechanism of Codeposition</i> , International Journal of Chemistry, Vol. 8, No. 2; 2016, pp 110-122. doi:10.5539/ijc.v8n2p110
4. Articolul ISI: Berradja A., Bratu F., Benea L., Willems G., Celis J.-P. Effect of sliding wear on tribocorrosion behaviour of stainless steels in a Ringer's solution. (2006) Wear, 261 (9) ,pp. 987-993. DOI: 10.1016/j.wear.2006.03.003	
Citat de 7 ori in 2016 in Reviste cotate ISI:	
4.1.	Vladimir Totolin, Hakan Göcerler, Manel Rodriguez Ripoll, Martin Jech, <i>Tribo-electrochemical study of stainless steel surfaces during chemical-mechanical polishing</i> , Lubrication Science, First published: 3 February 2016, 28 (6), pp. 363-380. DOI: 10.1002/ls.1336
4.2.	Yue Zhang, Xiang-Yu Yin, Feng-Yuan Yan, <i>Tribocorrosion behaviour of type S31254 steel in seawater: Identification of corrosionwear components and effect of potential</i> , Materials Chemistry and Physics 179 (2016) 273–281. http://dx.doi.org/10.1016/j.matchemphys.2016.05.039
4.3.	Yue Zhang, Jian-Zhang Wang, Xiang-Yu Yin, and Feng-Yuan Yan, <i>Time Dependence of Tribocorrosion Behavior for Stainless Steel and Alumina Tribocouples in Seawater</i> , Tribology Transactions Vol. 59 , Iss. 4, 2016, http://dx.doi.org/10.1080/10402004.2015.1094843
4.4.	E. Huttunen-Saarivirta, L.Kilpi, T.J.Hakala, L.Carpen ,H.Ronkainen, <i>Tribocorrosion study of martensitic and austenitic stainless steels in 0.01 M NaCl solution</i> , Tribology International 95 (2016) 358–371. http://dx.doi.org/10.1016/j.triboint.2015.11.046
4.5.	Fatma Ben Saada, Khaled Elleuch, Pierre Ponthiaux, <i>On the tribocorrosion responses of two stainless steels</i> , Tribology Transactions, (2016). http://dx.doi.org/10.1080/10402004.2016.1271930
4.6.	Ferda Mindivan, Harun Mindivan, <i>Surface properties and tribocorrosion behaviour of a thermal sprayed martensitic stainless steel coating after pulsed plasma nitriding process</i> , Advances in Materials and Processing Technologies, Volume 2, Issue 4, 2016. http://dx.doi.org/10.1080/2374068X.2016.1247232
4.7.	Qingliang Wang, Xin Zhang, Chuanhui Huang, Yong Luo, <i>Ion Nitriding CoCrMo Alloy for Orthopedic Applications Studied by X-Ray Photoelectron Spectroscopy Analysis and Tribocorrosion Behavior</i> , Journal of Tribology 139(1), 011104 (Jul 26, 2016) (7 pages) Paper No: TRIB-15-1365. doi: 10.1115/1.4033189
5. Articolul ISI: Benea L., Bonora P.L., Borello A., Martelli S., Wenger F., Ponthiaux P., Galland J. Preparation and investigation of nanostructured SiC-nickel layers by electrodeposition. (2002) Solid State Ionics, 151 (1-4), pp. 89-95. doi:10.1016/S0167-2738(02)00586-6	
Citat de 9 ori in 2016 in Reviste cotate ISI:	
5.1.	Mohammad Mirak, Morteza Alizadeh, Mohammad Ghaffari, Mohammad Najafi Ashtiani, <i>Characterization, mechanical properties and corrosion resistance of biocompatible Zn-HA/TiO₂ nanocomposite coatings</i> , Journal of the Mechanical Behavior of Biomedical Materials 62 (2016) 282-290. http://dx.doi.org/10.1016/j.jmbbm.2016.05.016

5.2.	Kongfa Chen, Na Ai, San Ping Jiang, <i>Origin of low frequency inductive impedance loops of O₂ reduction reaction of solid oxide fuel cells</i> , Solid State Ionics 291 (2016) 33–41. http://dx.doi.org/10.1016/j.ssi.2016.04.021
5.3.	Jibo Jiang, Chenqi Feng, Wei Qian, Libin Yu, Fengying Ye, Qingdong Zhong, Sheng Han, <i>Preparation and Investigation of Electrodeposited Ni-nano-Cr₂O₃ Composite Coatings</i> , Surface Review and Letters 23, 1550111 (2016), 11 pages. http://dx.doi.org/10.1142/S0218625X15501115
5.4.	Murat Ates, <i>A review on conducting polymer coatings for corrosion protection</i> , Journal of Adhesion Science and Technology, Volume 30, 2016 - Issue 14, pp. 1510-1536. http://dx.doi.org/10.1080/01694243.2016.1150662
5.5.	M. Zamani, A. Amadeh, S. M. Lari Baghal, <i>Effect of Co content on electrodeposition mechanism and mechanical properties of electrodeposited Ni-Co alloy</i> , Trans. Nonferrous Met. Soc. China 26(2016) 484–491. DOI: 10.1016/S1003-6326(16)64136-5
5.6.	Eydar Tey, Mansor Hashim, Ismayadi Ismail, <i>Characterization of Cu-Al₂O₃ and Ni-Al₂O₃ Nanocomposites Electrodeposited on Copper Substrate</i> , Materials Science Forum, Volume 846, Chapter 5: Nanoscience and Nanotechnologies, 2016, pp. 471-478. DOI: 10.4028/www.scientific.net/MSF.846.471
5.7.	Injeti Gurrappa. Leo Binder, <i>Electrodeposition of nanostructured coatings and their characterization—A review</i> , Science and Technology of Advanced Materials 9:4, 043001, 11 pp. DOI: 10.1088/1468-6996/9/4/043001
5.8.	Ye Lv, Shuijiang Geng, Zhongning Shi, <i>Effect of pH of the galvanic bath on electrodeposition of Cu-Mn₃O₄ composite coatings</i> , Materials Chemistry and Physics, Accepted Date: 25 December 2016. doi: 10.1016/j.matchemphys.2016.12.052
5.9.	Maharana, Himanshu Sekhar (2016), <i>Surface Modification of Copper by Electro-codeposition</i> . PhD thesis, Department of Metallurgical and Materials Engineering, National Institute of Technology, Rourkela. http://ethesis.nitrkl.ac.in/8400/1/2016-PhD-HSMaharana-511MM608.pdf
6. Articolul ISI: Benea L., Bonora P.L., Borello A., Martelli S. Effect of SiC size dimensions on the corrosion wear resistance of the electrodeposited composite coating. (2002) Materials and Corrosion, 53 (1), pp. 23-29. DOI: <a href="https://doi.org/10.1002/1521-4176(200201)53:1<23::AID-MACO23>3.0.CO;2-0">10.1002/1521-4176(200201)53:1<23::AID-MACO23>3.0.CO;2-0. Citat de 3 ori in 2016 in Reviste cotate ISI:	
6.1.	Benigna Szeptycka, Anna Gajewska-Midzialek, Tomasz Babul, <i>Electrodeposition and Corrosion Resistance of Ni-Graphene Composite Coatings</i> , Journal of Materials Engineering and Performance, Volume 25(8), August 2016, pp 3134-3138. DOI: 10.1007/s11665-016-2009-4
6.2.	Pradeep Tirlapur, M. Muniprakash, Meenu Srivastava, <i>Corrosion and Wear Response of Oxide-Reinforced Nickel Composite Coatings</i> , Journal of Materials Engineering and Performance, Volume 25(7), July 2016, pp. 2563-2569. DOI: 10.1007/s11665-016-2117-1
6.3.	Chen, J., Fei, J., Shi, F., Zhang, Y., Li, B., <i>Fast electrodeposition of Al₂O₃/Ni composite coatings</i> , Corrosion Science and Protection Technology (2016) Volume 28 (1), pp. 58-62. DOI: 10.11903/1002.6495.2015.049
7. Articolul ISI: Benea L., Bonora P.L., Borello A., Martelli S. Wear corrosion properties of nano-structured SiC-nickel composite coatings obtained by electroplating. (2001) Wear, 249 (10-11), pp. 995-1003. doi:10.1016/S0043-1648(01)00844-4 Citat de 14 ori in 2016 in Reviste cotate ISI:	
7.1.	Mengkuo Xu, Shigen Zhu, Hao Ding, Xiaoben Qi, <i>Influence of electric contact strengthening on the microstructure and properties of electro brush plating Ni-P/nano-WC composite coatings</i> , Int. Journal of Refractory Metals and Hard Materials, Available online 28 October 2016, pp. 70-77. http://dx.doi.org/10.1016/j.ijrmhm.2016.10.017



7.2.	Shengfeng Zhou, Jianbo Lei, Xiaoqin Dai, Jinbo Guo, Zhenjie Gu, Hongbo Pan, <i>A comparative study of the structure and wear resistance of NiCrBSi/50 wt.% WC composite coatings by laser cladding and laser induction hybrid cladding</i> , Int. Journal of Refractory Metals and Hard Materials 60 (2016) 17–27. http://dx.doi.org/10.1016/j.ijrmhm.2016.06.019
7.3.	Shirin Dehgahi, Rasool Amini, Morteza Alizadeh, <i>Corrosion, passivation and wear behaviors of electrodeposited Ni–Al₂O₃–SiC nano-composite coatings</i> , Surface & Coatings Technology 304 (2016) 502–511. http://dx.doi.org/10.1016/j.surfcoat.2016.07.007
7.4.	Xiaojing Zheng, Yufu Xu, Jian Geng, Yubin Peng, Dustin Olson, Xianguo Hu, <i>Tribological behavior of Fe₃O₄/MoS₂ nanocomposites additives in aqueous and oil phase media</i> , Tribology International 102 (2016) 79–87. http://dx.doi.org/10.1016/j.triboint.2016.05.024
7.5.	Mohammad Mirak, Morteza Alizadeh, Mohammad Ghaffari, Mohammad Najafi Ashtiani, <i>Characterization, mechanical properties and corrosion resistance of biocompatible Zn-HA/TiO₂ nanocomposite coatings</i> , Journal of the Mechanical Behavior of Biomedical Materials 62 (2016) 282–290. http://dx.doi.org/10.1016/j.jmbbm.2016.05.016
7.6.	Pradeep Tirlapur, M. Muniprakash, Meenu Srivastava, <i>Corrosion and Wear Response of Oxide-Reinforced Nickel Composite Coatings</i> , Journal of Materials Engineering and Performance, Volume 25(7), July 2016, pp. 2563–2569. DOI: 10.1007/s11665-016-2117-1
7.7.	O.S. Asiq Rahman, Nitin P. Wasekar, G. Sundararajan, Anup Kumar Keshri, <i>Experimental investigation of grain boundaries misorientations and nano twinning induced strengthening on addition of silicon carbide in pulse electrodeposited nickel tungsten composite coating</i> , Materials Characterization 116 (2016) 1–7. http://dx.doi.org/10.1016/j.matchar.2016.04.002
7.8.	M. Fazel, S. Bahramzadeh, M.R. Garsivaz jazi, M. Ramazani, S.R. Bakhshi, <i>The influence of temperature on tribological behaviour of Ni-SiC Electrodeposited coating</i> , Materials at High Temperatures, Volume 33, Issue 3, 2016, pp. 219–224. http://dx.doi.org/10.1080/09603409.2016.1154125
7.9.	Qin-Ying Wang, Xian-Zong Wang, Hong Luo, Jing-Li Luo, <i>A study on corrosion behaviors of Ni–Cr–Mo laser coating, 316 stainless steel and X70 steel in simulated solutions with H₂S and CO₂</i> , Surface & Coatings Technology 291 (2016) 250–257. http://dx.doi.org/10.1016/j.surfcoat.2016.02.017
7.10.	L. N. Bengoa, P. Pary, W. A. Egli, <i>Codeposition of Particles: Role of Adsorption of the Electroactive Species</i> , J. Electrochem. Soc. 2016 volume 163, issue 14, D780–D786. doi: 10.1149/2.0721614jes
7.11.	Amir Sadeghi, Maximilian Sieber, Hosein Hasannejad, Ingolf Scharf, Thomas Lampke, <i>Correlating the Layer Properties of Ni-alumina Composite Coatings and the Mechanism of Codeposition</i> , International Journal of Chemistry; Vol. 8, No. 2; 2016, pp 110–122. doi:10.5539/ijc.v8n2p110
7.12.	Désiré M. K. Abro, Pierre Dablé, Fernando Cortez-Salazar, Véronique Amstutz, Hubert Girault, <i>Characterization of Surface State of Inert Particles: Case of Si and SiC</i> , Journal of Minerals and Materials Characterization and Engineering, 2016, 4, 62–72. http://dx.doi.org/10.4236/jmmce.2016.41007
7.13.	David Edward Cooper, <i>The High Deposition Rate Additive Manufacture of Nickel Superalloys and Metal Matrix Composites</i> , PhD Thesis, University of Warwick, Warwick Manufacturing Group, May 2016.
7.14.	Geis II, John P.; Hailes, Theodore C., <i>Deterring Emergent Technologies</i> , Strategic Studies Quarterly . Fall 2016, Vol. 10 Issue 3, p47-73.
8. Articolul ISI: Benea L., Bonora P.L., Borello A., Martelli S., Wenger F., Ponthiaux P., Galland J. Composite Electrodeposition to Obtain Nanostructured Coatings. (2001) Journal of the Electrochemical Society, 148 (7). http://dx.doi.org/10.1149/1.1377279	
Citat de 3 ori in 2016 in Reviste cotate ISI:	
8.1.	Y. He, S.C. Wang, F.C. Walsh, Y.-L. Chiu, P.A.S. Reed, <i>Self-lubricating Ni-P-MoS₂ composite coatings</i> , Surface & Coatings Technology 307 (2016) 926–934. http://dx.doi.org/10.1016/j.surfcoat.2016.09.078

8.2.	Cho, Young-Lae; Park, Jung-Ho; Lee, Mi-Ri; Na, Seong-Hun; Park, Chan; Suh, Su-Jeong, <i>Surface Morphology and Crystal Orientation of Pyramidal Shaped Tin Deposited by Electroplating</i> , Nanoscience and Nanotechnology Letters, Volume 8, Number 7, July 2016, pp. 607-610(4). https://doi.org/10.1166/nnl.2016.2224
8.3.	Songmei Li, Wenhui Yao, Jianhua Liu, Mei Yu, Kun Ma, <i>Effect of SiC nanoparticle concentration on the properties of oxide films formed on Ti-10V-2Fe-3Al alloy</i> , Vacuum 123 (2016) 1-7. http://dx.doi.org/10.1016/j.vacuum.2015.10.005
9. Articolul ISI: S. Balta, A. Sotto, P. Luis, L. Benea, B. Van der Bruggen, J. Kim, A new outlook on membrane enhancement with nanoparticles: the alternative of ZnO, J. Membr. Sci. 389 (2012) 155–161. doi:10.1016/j.memsci.2011.10.025 Citat de 43 ori in 2016 in Reviste cotate ISI:	
9.1.	O.T. Mahlangua, R. Nackaerts, J.M. Thwala, B.B. Mamba, A.R.D. Verliefe, <i>Hydrophilic fouling-resistant GO-ZnO/PES membranes for wastewater reclamation</i> , Journal of Membrane Science, Available online 15 November 2016. http://dx.doi.org/10.1016/j.memsci.2016.11.018
9.2.	A.L. Ahmad, A.A. Abdulkarim, Z.M.H. Mohd Shafie, B.S. Ooi, <i>Fouling evaluation of PES/ZnO mixed matrix hollow fiber membrane</i> , Desalination, Available online 21 October 2016. http://dx.doi.org/10.1016/j.desal.2016.10.008
9.3.	Jing Guo, Arcadio Sotto, Antonio Martín, Jeonghwan Kim, <i>Preparation and characterization of polyethersulfone mixed matrix membranes embedded with Ti- or Zr-incorporated SBA-15 materials</i> , Journal of Industrial and Engineering Chemistry, Available online 28 September 2016. http://dx.doi.org/10.1016/j.jiec.2016.09.033
9.4.	Ying Tao Chung, Ebrahim Mahmoudi, Abdul Wahab Mohammad, Abdelbaki Benamor, Daniel Johnson, Nidal Hilal, <i>Development of polysulfone-nanohybrid membranes using ZnO-GO composite for enhanced antifouling and antibacterial control</i> , Available online 11 October 2016. http://dx.doi.org/10.1016/j.desal.2016.09.030
9.5.	Danial Qadir, Hilmi Mukhtar, Lau Kok Keong, <i>Mixed Matrix Membranes for Water Purification Applications</i> , Separation & Purification Reviews, Published online: 02 Jun 2016. http://dx.doi.org/10.1080/15422119.2016.1196460
9.6.	Saif Al Aani, Chris J.Wright, Muataz Ali Atieh, Nidal Hilal, <i>Engineering nanocomposite membranes: Addressing current challenges and future opportunities</i> , Desalination, Available online 9 August 2016. http://dx.doi.org/10.1016/j.desal.2016.08.001
9.7.	Moradihamedani, P., Kalantari, K., Abdullah, A.H., Morad, N.A., <i>High efficient removal of lead(II) and nickel(II) from aqueous solution by novel polysulfone/Fe₃O₄-talc nanocomposite mixed matrix membrane</i> , Desalination and Water Treatment, Volume 57, 2016 - Issue 59, pp. 28900-28909. http://dx.doi.org/10.1080/19443994.2016.1193449
9.8.	Antonio Martín, Jesús M.Arsuaga, Nuria Roldán, Ana Martínez, Arcadio Sotto, <i>Effect of amine functionalization of SBA-15 used as filler on the morphology and permeation properties of polyethersulfone-doped ultrafiltration membranes</i> , Journal of Membrane Science 520 (2016) 8–18. http://dx.doi.org/10.1016/j.memsci.2016.07.040
9.9.	Zhiwei Xu, TengfeiWu, JieShi, KunyueTeng, WeiWang, MeijunMa, JingLi, Xiaoming Qian, CuiyuLi, JintuFan, <i>Photocatalytic antifouling PVDF ultrafiltration membranes based on synergy of grapheme oxide and TiO₂ for water treatment</i> , Journal of Membrane Science 520 (2016) 281–293. http://dx.doi.org/10.1016/j.memsci.2016.07.060
9.10.	Jhaveri, J.H., Murthy, Z.V.P., <i>Nanocomposite membranes</i> , Desalination and Water Treatment, 2016, Volume 57 (55), pp. 26803-26819. http://dx.doi.org/10.1080/19443994.2015.1120687
9.11.	Ning Li, Jun Zhang, Yu Tian, Jianhui Zhao, Jian Zhang, Wei Zuo, <i>Anti-fouling potential evaluation of PVDF membranes modified with ZnO against polysaccharide</i> , Chemical Engineering Journal 304 (2016) 165–174. http://dx.doi.org/10.1016/j.cej.2016.06.088

9.12.	Dudek, G., Gnus, M., Strzelewicz, A., Turczyn, R., Krasowska, M., <i>Permeation of ethanol and water vapors through chitosan membranes with ferroferric oxide particles cross-linked by glutaraldehyde and sulfuric(VI) acid</i> , Separation Science and Technology (Philadelphia), 2016, Volume 51 (15-16), pp. 2649-2656. http://dx.doi.org/10.1080/01496395.2016.1173701
9.13.	Isawi, H., El-Sayed, M.H., Feng, X., Shawky, H., Abdel Mottaleb, M.S., <i>Surface nanostructuring of thin film composite membranes via grafting polymerization and incorporation of ZnO nanoparticles</i> , Applied Surface Science 385 (2016) 268–281. http://dx.doi.org/10.1016/j.apsusc.2016.05.141
9.14.	Greenlee, L.F., Rentz, N.S., <i>Influence of nanoparticle processing and additives on PES casting solution viscosity and cast membrane characteristics</i> , Polymer 103 (2016) 498-508. http://dx.doi.org/10.1016/j.polymer.2016.04.021
9.15.	Zhao, Y., Li, N., Yuan, F., Zhang, H., Xia, S., <i>Preparation and characterization of hydrophilic and antifouling poly(ether sulfone) ultrafiltration membranes modified with Zn–Al layered double hydroxides</i> , Journal of Applied Polymer Science, 2016, 133 (39), APP43988. DOI: 10.1002/app.43988
9.16.	Yuanyuan Zhao, Jiaqi Lu, Xuyang Liu, Yudan Wang, Jiuyang Lin, Na Peng, Jingchun Li, Fangbo Zhao, <i>Performance enhancement of polyvinyl chloride ultrafiltration membrane modified with graphene oxide</i> , Journal of Colloid and Interface Science 480 (2016) 1–8. http://dx.doi.org/10.1016/j.jcis.2016.06.075
9.17.	A. Behboudi, Y. Jafarzadeh, R. Yegani, <i>Preparation and characterization of TiO₂ embedded PVC ultrafiltration membranes</i> , Chemical Engineering Research and Design 114 (2016) 96-107. http://dx.doi.org/10.1016/j.chemd.2016.07.027
9.18.	Krishnamurthy, P.H., Yogarathinam, L.T., Gangasalam, A., Ismail, A.F., <i>Influence of copper oxide nanomaterials in a poly(ether sulfone) membrane for improved humic acid and oil–water separation</i> , Journal of Applied Polymer Science, 2016, Volume 133 (36), 43873. DOI: 10.1002/app.43873
9.19.	Jiuyang Lin, Wenyuan Ye, Kuo Zhong, Jiangnan Shen, Nora Jullok, Arcadio Sotto, Bart Van der Bruggen, <i>Enhancement of polyethersulfone (PES) membrane doped by monodisperse Stöber silica for water treatment</i> , Chemical Engineering and Processing 107 (2016) 194–205.
9.20.	Zhiwei Xu, Tengfei Wu, Jie Shi, Wei Wang, Kunyue Teng, Xiaoming Qian*, Mingjing Shan, Hui Deng, Xu Tian, Cuiyu Li, Fengyan Li, <i>Manipulating Migration Behavior of Magnetic Graphene Oxide via Magnetic Field Induced Casting and Phase Separation toward High-Performance Hybrid Ultrafiltration Membranes</i> , ACS Appl. Mater. Interfaces, 2016, 8 (28), pp 18418–18429. DOI: 10.1021/acsami.6b04083
9.21.	Zehai Xu, ShuaijuYe, GuoliangZhang, WanbinLi, CongjieGao, ChongShen, Qin Meng, <i>Antimicrobial polysulfone blended ultrafiltration membranes prepared with Ag/Cu₂O hybridnanowires</i> , Journal of Membrane Science 509 (2016) 83–93. http://dx.doi.org/10.1016/j.memsci.2016.02.035
9.22.	Rusul Khaleel Ibrahim, Maan Hayyan, Mohammed Abdulhakim AlSaadi, Adeeb Hayyan, Shaliza Ibrahim, <i>Environmental application of nanotechnology: air, soil, and water</i> , Environ Sci Pollut Res (2016) 23:13754–13788. DOI 10.1007/s11356-016-6457-z
9.23.	Stefan Balta, Daniela Laura Buruiana, Cristian Silviu Simionescu, Laurentia Geanina Tiron, Marian Bordei, Bart Van der Bruggen, <i>Influence of relative air humidity and casting time on the permeation properties of PSf nanofiltration membranes</i> , Desalination and Water Treatment, 2016, Volume 57 (30), pp. 13924-13929. http://dx.doi.org/10.1080/19443994.2015.1062435
9.24.	Mahendra Kumar, Zahra Gholamvand, Anne Morrissey, KieranNolan, Mathias Ulbricht, Jenny Lawler, <i>Preparation and characterization of low fouling novel hybrid ultrafiltration membranes based on the blends of GO-TiO₂ nanocomposite and polysulfone for humic acid removal</i> , Journal of Membrane Science 506 (2016) 38–49. http://dx.doi.org/10.1016/j.memsci.2016.02.005
9.25.	AL-Hobaib, A.S., El Ghouli, J., El Mir, L., <i>Fabrication of polyamide membrane reached by MgTiO₃ nanoparticles for ground water purification</i> , Desalination and Water Treatment, 2016, Volume 57 (19), pp. 8639-8648. http://dx.doi.org/10.1080/19443994.2015.1025433
9.26.	Chung, Y.T., Ba-Abbad, M.M., Mohammad, A.W., Benamor, A., <i>Functionalization of zinc oxide (ZnO) nanoparticles and its effects on polysulfone-ZnO membranes</i> , Desalination and Water Treatment, Volume 57, 2016 - Issue 17, pp.



	7801-7811. http://dx.doi.org/10.1080/19443994.2015.1067168
9.27.	Yong Jun Jo, Eun Yeob Choi, Sung Won Kim, C.K. Kim, Fabrication and characterization of a novel polyethersulfone/aminated polyethersulfone ultrafiltration membrane assembled with zinc oxide nanoparticles, <i>Polymer</i> 87 (2016) 290-299. http://dx.doi.org/10.1016/j.polymer.2016.02.017
9.28.	A. Bahgat Radwan, Adel M.A. Mohamed, Aboubakr M. Abdullah, Mariam A. Al-Maadeed, <i>Corrosion protection of electrospun PVDF-ZnO superhydrophobic coating</i> , <i>Surface & Coatings Technology</i> 289 (2016) 136-143. http://dx.doi.org/10.1016/j.surfcoat.2015.12.087
9.29.	Abdul Latif Ahmad, Abdullah Adnan Abdulkarim, Suzylawati Ismail, Ooi Boon Seng, <i>Optimization of PES/ZnO mixed matrix membrane preparation using response surface methodology for humic acid removal</i> , <i>Korean J. Chem. Eng.</i> , 33(3), 997-1007 (2016). DOI: 10.1007/s11814-015-0221-9
9.30.	Akin, I., Ersoz, M., <i>Preparation and characterization of CTA/m-ZnO composite membrane for transport of Rhodamine B</i> , <i>Desalination and Water Treatment</i> , 2016, 57 (7), pp. 3037-3047. http://dx.doi.org/10.1080/19443994.2014.980327
9.31.	Jainesh H. Jhaveri, Z.V.P. Murthy, <i>A comprehensive review on anti-fouling nanocomposite membranes for pressure driven membrane separation processes</i> , <i>Desalination</i> 379 (2016) 137-154. http://dx.doi.org/10.1016/j.desal.2015.11.009
9.32.	Raka Mukherjee, Sirshendu De, <i>Novel carbon-nanoparticle polysulfone hollow fiber mixed matrix ultrafiltration membrane: Adsorptive removal of benzene, phenol and toluene from aqueous solution</i> , <i>Separation and Purification Technology</i> 157 (2016) 229-240. http://dx.doi.org/10.1016/j.seppur.2015.11.015
9.33.	Jorge Garcia-Ivars, Maria-Isabel Iborra-Clar, Maria-Isabel Alcaina-Miranda, José-Antonio Mendoza-Roca, Laura Pastor-Alcañiz, <i>Surface photomodification of flat-sheet PES membranes with improved antifouling properties by varying UV irradiation time and additive solution pH</i> , <i>Chemical Engineering Journal</i> 283 (2016) 231-242. http://dx.doi.org/10.1016/j.cej.2015.07.078
9.34.	Ekta Roy, Santanu Patra, Rashmi Madhuri, Prashant K. Sharma, <i>A single solution for arsenite and arsenate removal from drinking water using cysteine@ZnS:TiO2 nanoparticle modified molecularly imprinted biofouling-resistant filtration membrane</i> , <i>Chemical Engineering Journal</i> 304 (2016) 259-270. http://dx.doi.org/10.1016/j.cej.2016.06.064
9.35.	Javdaneh, S., Mehrnia, M.R., Homayoonfal, M., <i>Engineering design of a biofilm formed on a pH-sensitive ZnO/PSf nanocomposite membrane with antibacterial properties</i> , <i>RSC Adv.</i> , 2016,6, 112269-112281. DOI: 10.1039/C6RA11899B
9.36.	Lee, A., Elam, J.W., Darling, S.B., <i>Membrane materials for water purification: design, development, and application</i> , <i>Environ. Sci.: Water Res. Technol.</i> , 2016,2, 17-42. DOI: 10.1039/C5EW00159E
9.37.	Shima Javdaneh, Mohammad Reza Mehrnia, Maryam Homayoonfal, <i>Fabrication of polysulfone/zinc oxide nanocomposite membrane: Investigation of pore forming agent on fouling behavior</i> , <i>Korean J. Chem. Eng.</i> , 33(11), 3184-3193 (2016). DOI: 10.1007/s11814-016-0178-3
9.38.	Marta Bojarska, Bartosz Nowak, Jarosław Skowronski, Wojciech Piatkiewicz, Leon Gradon, <i>Growth of ZnO nanowires on polypropylene membranes surface—Characterization and reactivity</i> , <i>Applied Surface Science</i> 391 (2017) 457-467. http://dx.doi.org/10.1016/j.apsusc.2016.04.130
9.39.	H. Jia, Z. WU, N. Liu, <i>Effect of nano-ZnO with different particle size on the performance of PVDF composite membrane</i> , <i>Plastics, Rubber and Composites Macromolecular Engineering</i> , 2016, Volume 46, 2017 - Issue 1. http://dx.doi.org/10.1080/14658011.2016.1245032
9.40.	Mohammad Hossein Jazebizadeh, Shirin Khazraei, <i>Investigation of Methane and Carbon Dioxide Gases Permeability Through PEBAX/PEG/ZnO Nanoparticle Mixed Matrix Membrane</i> , <i>Silicon</i> , Published online: 16 August 2016. DOI 10.1007/s12633-016-9435-7
9.41.	Ali Behboudi, Yoones Jafarzadeh, Reza Yegani, Ali Akbari, <i>Preparation and characterization of polyethylene/ glass</i>



	<i>fiber composite membrane prepared via thermally induced phase separation method</i> , Polyolefins Journal, Articles in Press, Accepted Manuscript , Available Online from 24 December 2016. DOI: 10.22063/poj.2016.1418
9.42.	Navid Azizi, Toraj Mohammadi, Reza Mosayebi Behbahani, <i>Synthesis of a PEBAx-1074/ZnO nanocomposite membrane with improved CO₂ separation performance</i> , Article in press, Journal of Energy Chemistry, Accepted 24 November 2016. http://dx.doi.org/10.1016/j.jechem.2016.11.018
9.43.	P.V. Chai, E. Mahmoudi, Y.H. Teow, A.W. Mohammad, Preparation of novel polysulfone-Fe ₃ O ₄ /GO mixed-matrix membrane for humic acid rejection, Journal of Water Process Engineering 15 (2017) 83–88. http://dx.doi.org/10.1016/j.jwpe.2016.06.001
10. Articolul ISI: Benea, L.; Ponthiaux, P.; Wenger, F. Co-ZrO₂ electrodeposited composite coatings exhibiting improved micro hardness and corrosion behavior in simulating body fluid solution. Surf. Coat. Technol. 2011, 205, 5379-5386. Benea, L.; Ponthiaux, P.; Wenger, F. <i>Surf. Coat. Technol.</i> 2011 , 205, 5379-5386. DOI: 10.1016/j.surfcoat.2011.05.050 Citat de 2 ori in Reviste cotate ISI:	
10.1.	E. Beltowska-Lehman, P. Indyka, A. Bigos, M.J. Szczerba, J. Guspiel, H. Koscielny, M. Kot, <i>Effect of current density on properties of Ni-W nanocomposite coatings reinforced with zirconia particle</i> , Materials Chemistry and Physics 173 (2016) 524-533. http://dx.doi.org/10.1016/j.matchemphys.2016.02.050
10.2.	P. J. Jodłowski, R. J. Jedrzejczyk, D. Chlebda, J. Tyczkowski, J. Kryca, A. Kołodziej, J. Łojewski, <i>Structure Effects on Activity of Plasma Deposited Cobalt Oxide Catalysts for VOC Combustion</i> , Top Catal, Published online: 04 May 2016. DOI 10.1007/s11244-016-0618-7
11. Articolul ISI: L Benea, E Mardare-Danaila, M Mardare, JP Celis. Preparation of titanium oxide and hydroxyapatite on Ti-6Al-4V alloy surface and electrochemical behaviour in bio-simulated fluid solution. Corrosion Science (2014) 80, 331-338. DOI: http://dx.doi.org/10.1016/j.corsci.2013.11.059 Citat de 12 ori in articole cotate ISI in 2016.	
11.1.	Yanxian Zhang, Chaofang Dong, Sefei Yang, Junsheng Wu, Kui Xiao, Yunhua Huang, Xiaogang Li, <i>Alkaline nanotube films on a titanium-based implant: A novel approach to enhance biocompatibility</i> , Materials Science and Engineering C, Available online 28 November 2016. http://dx.doi.org/10.1016/j.msec.2016.11.096
11.2.	Nianwei Dai, Lai-Chang Zhang, Junxi Zhang, Xin Zhang, Qingzhao Ni, Yang Chen, Maoliang Wu, Chao Yang, <i>Distinction in corrosion resistance of selective laser melted Ti-6Al-4V alloy on different planes</i> , Corrosion Science 111 (2016) 703–710. http://dx.doi.org/10.1016/j.corsci.2016.06.009
11.3.	Michał Stepień, Piotr Handzlik, Krzysztof Fitzner, <i>Electrochemical synthesis of oxide nanotubes on Ti6Al7Nb alloy and their interaction with the simulated body fluid</i> , J Solid State Electrochem (2016) 20:2651–2661. DOI 10.1007/s10008-016-3258-8
11.4.	Jisoo Kim, Woo Jin Lee, Hyung Wook Park, <i>Mechanical properties and corrosion behavior of the nitriding surface layer of Ti6Al7Nb using large pulsed electron beam (LPEB)</i> , Journal of Alloys and Compounds 679 (2016) 138-148. http://dx.doi.org/10.1016/j.jallcom.2016.04.060
11.5.	Fojt, J., Hybasek, V., Joska, L., <i>Electrochemical behaviour of the nanostructured surface of Ti-35Nb-2Zr alloy for biomedical applications</i> , Materials and Corrosion, 2016, Volume 67 (9), pp. 915-920. DOI: 10.1002/maco.201508766
11.6.	Zhe Wang, Chaofang Dong, Sefei Yang, Dawei Zhang, Kui Xiao, Xiaogang Li, <i>Facile incorporation of hydroxyapatite onto an anodized Ti surface via mussel inspired polydopamine coating</i> , Applied Surface Science 378 (2016) 496–503. http://dx.doi.org/10.1016/j.apsusc.2016.03.094
11.7.	Oana Fufă, Ecaterina Andronescu, Alexandru Mihai Grunezescu, Dragoș Rădulescu, <i>Chapter 13 – Metallic nanosystems in hard tissue implants</i> , Book: Nanobiomaterials in Hard Tissue Engineering Applications of



	Nanobiomaterials Volume 4, 2016, Pages 381–412. http://dx.doi.org/10.1016/B978-0-323-42862-0.00013-4
11.8.	Shahab Ahmadi, Iman Mohammadi, S.K. Sadrnezhaad, <i>Hydroxyapatite based and anodic Titania nanotube biocomposite coatings: Fabrication, characterization and electrochemical behavior</i> , Surface & Coatings Technology 287 (2016) 67–75. http://dx.doi.org/10.1016/j.surfcoat.2015.12.062
11.9.	Thamara Beline, Camila S. Garcia, Erika S. Ogawa, Isabella S.V. Marques, Adaias O.Matos, Cortino Sukotjo, Mathew T. Mathew, Marcelo F. Mesquita, Rafael X. Consani, Valentim A.R. Barão, <i>Surface treatment influences electrochemical stability of cpTi exposed to mouthwashes</i> , Materials Science and Engineering C 59 (2016) 1079–1088. http://dx.doi.org/10.1016/j.msec.2015.11.045
11.10.	A. Boucheham, A. Karaali, M. Berouaken, Y. Larbah, <i>Anodized Nanoporous Titania Thin Films for Dental Application: Structure' Effect on Corrosion Behavior</i> , Journal of Nano- and Electronic Phisics, Vol. 8 No 2, 02028(6pp) (2016). DOI: 10.21272/jnep.8(2).02028
11.11.	Gogoi, S., Kumar, M., Mandal, B.B., Karak, N., <i>A renewable resource based carbon dot decorated hydroxyapatite nanohybrid and its fabrication with waterborne hyperbranched polyurethane for bone tissue engineering</i> , 2016, RSC Advances, 6 (31), pp. 26066-26076. DOI: 10.1039/C6RA02341J
11.12.	Aarón Augusto del Angel Hernández, <i>Estudio del mecanismo de crecimiento de las películas de TiO₂-CeO₂ sobre la aleación de Ti6Al4V a partir de tratamientos térmicos y químicos</i> , Tesis, August 2016, Instituto politecnico Nacional, Altamira. http://tesis.ipn.mx:8080/xmlui/handle/123456789/18620
12. Articolul ISI: L Benea, E Danaïla, P Ponthiaux, Effect of titania anodic formation and hydroxyapatite electrodeposition on electrochemical behaviour of Ti–6Al–4V alloy under fretting conditions for biomedical applications, Corrosion Science (2015) 91, 262-271. doi:10.1016/j.corsci.2014.11.026 Citat de 10 ori in articole cotate ISI in 2016.	
12.1.	W.Q. Bai, L.L. Li, Y.J. Xie, D.G. Liu, X.L. Wang, G. Jin, J.P. Tu, <i>Corrosion and tribocorrosion performance of M (M=Ta, Ti) doped amorphous carbon multilayers in Hank's solution</i> , Surface & Coatings Technology 305 (2016) 11–22. http://dx.doi.org/10.1016/j.surfcoat.2016.07.078
12.2.	Nianwei Dai, Lai-Chang Zhang, Junxi Zhang, Xin Zhang, Qingzhao Ni, Yang Chen, Maoliang Wu, Chao Yang, <i>Distinction in corrosion resistance of selective laser melted Ti-6Al-4V alloy on different planes</i> , Corrosion Science 111 (2016) 703–710. http://dx.doi.org/10.1016/j.corsci.2016.06.009
12.3.	Xian Zhang, Gui-yong Xiao, Bing Liu, Cong-cong Jiang, Ning-bo Li, Yu-peng Lu, <i>The formation of hydroxyapatite layer onto hopeite coating on stainless steel substrate</i> , Corrosion Science 111 (2016) 216–229. http://dx.doi.org/10.1016/j.corsci.2016.05.012
12.4.	W.P.S.L. Wijesinghe, M.M.M.G.P.G. Mantilaka, K.G. Chathuranga Senarathna, H.M.T.U. Herath, T.N. Premachandra, C.S.K. Ranasinghe, R.P.V.J. Rajapakse, R.M.G. Rajapakse, Mohan Edirisinghe, S. Mahalingam, I.M.C.C.D. Bandara, Sanjleena Singh, <i>Preparation of bone-implants by coating hydroxyapatite nanoparticles on self-formed titanium dioxide thin-layers on titanium metal surfaces</i> , Materials Science and Engineering C 63 (2016) 172–184. http://dx.doi.org/10.1016/j.msec.2016.02.053
12.5.	Amany M. Fekry, <i>Electrochemical behavior of a novel nano-composite coat on Ti alloy in phosphate buffer solution for biomedical applications</i> , RSC Adv., 2016,6, 20276-20285. DOI: 10.1039/C6RA01064D
12.6.	A. Boucheham, A. Karaali, M. Berouaken, Y. Larbah, <i>Anodized Nanoporous Titania Thin Films for Dental Application: Structure' Effect on Corrosion Behavior</i> , Journal of Nano- and Electronic Physics, Vol. 8 No 2, 02028(6pp) (2016). DOI: 10.21272/jnep.8(2).02028
12.7.	Tapeanu, D., Cojocaru, A., Zamfir Andronic, R.I., Bane, M., Ciuca, S., <i>Comparative tests on corrosion resistance of some titanium-hydroxyapatite based nanocomposites</i> , UPB Scientific Bulletin, Series B: Chemistry and Materials

	Science, 2016, 78 (2), pp. 185-194.
12.8.	F. U. Rehman, C. Zhao, H. Jiang, X. Wang, <i>Biomedical applications of nano-titania in theranostics and photodynamic therapy</i> , <i>Biomater. Sci.</i> , 2016, 4, 40. DOI: 10.1039/c5bm00332f
12.9.	Bhavana Rikhari, S. Pugal Mania, N. Rajendran, <i>Investigation of corrosion behavior of polypyrrole-coated Ti using dynamic electrochemical impedance spectroscopy (DEIS)</i> , <i>RSC Adv.</i> , 2016, 6, 80275-80285 DOI: 10.1039/C6RA09100H
12.10.	T-L Fu, Z-L Zhan, L. Zhang, Y-R Yang, Z Liu, J-X Liu, <i>Corrosion behaviors of low-temperature plasma nickelized coatings on titanium alloy</i> , <i>Materials and Corrosion</i> , 2016, Volume 67, Issue 12, pp. 1321-1328. DOI: 10.1002/maco.201609052
13. Articolul ISI: Lidia Benea, Sorin-Bogdan Basa, Eliza Danaila, Nadège Caron, Olivier Raquet, Pierre Ponthiaux, Jean-Pierre Celis, Fretting and wear behaviors of Ni/nano-WC composite coatings in dry and wet conditions, <i>Materials and Design</i> 65 (2015) 550–558 doi:10.1016/j.matdes.2014.09.050	
Citat de 17 ori in articole cotate ISI in 2016.	
13.1.	Selvakumar N, Malkiya Rasalin Prince R, <i>Microstructure, surface topography and sliding wear behaviour of titanium based coating on AISI 1040 steel by magnetron sputtering</i> , <i>Archives of Civil and Mechanical Engineering</i> , Available online 25 November 2016. http://dx.doi.org/10.1016/j.acme.2016.10.005
13.2.	Ze Chai, Chuanhai Jiang, Yuantao Zhao, Chengxi Wang, Kaiyuan Zhu, Fei Cai, <i>Microstructural characterization and corrosion behaviors of Ni-Cu-Co coatings electrodeposited in sulphate-citrate bath with additives</i> , <i>Surface & Coatings Technology</i> 307 (2016) 817–824. http://dx.doi.org/10.1016/j.surfcoat.2016.10.009
13.3.	Xuebing Zhao, Ji Zhang, Sha Liu, Changchun Zhao, Caixia Wang, Xuejun Ren, Qingxiang Yang, <i>Investigation on grain refinement mechanism of Ni-based coating with LaAlO₃ by first-principles</i> , <i>Materials and Design</i> 110 (2016) 644–652. http://dx.doi.org/10.1016/j.matdes.2016.08.040
13.4.	Zhikun Weng, Aihua Wang, Xuhao Wu, Yuying Wang, Zhixiang Yang, <i>Wear resistance of diode laser-clad Ni/WC composite coatings at different temperatures</i> , <i>Surface & Coatings Technology</i> 304 (2016) 283–292. http://dx.doi.org/10.1016/j.surfcoat.2016.06.081
13.5.	L. Xin, B.B. Yang, Z.H. Wang, J. Li, Y.H. Lu, T. Shoji, <i>Microstructural evolution of subsurface on Inconel 690TT alloy subjected to fretting wear at elevated temperature</i> , <i>Materials and Design</i> 104 (2016) 152–161. http://dx.doi.org/10.1016/j.matdes.2016.05.030
13.6.	Vladimir Totolin, Vladimir Pejaković, Thomas Csanyi, Oliver Hekele, Martin Huber, Manel Rodriguez Ripio, <i>Surface engineering of Ti6Al4V surfaces for enhanced tribocorrosion performance in artificial seawater</i> , <i>Materials and Design</i> 104 (2016) 10–18. http://dx.doi.org/10.1016/j.matdes.2016.04.080
13.7.	Shou-Ming Yu, Dao-Xin Liu, Xiao-Hua Zhang, Cheng-Song Liu, <i>A Comparison Study of Wear and Fretting Fatigue Behavior Between Cr-alloyed Layer and Cr–Ti Solid-solution Layer</i> , <i>Acta Metall. Sin. (Engl. Lett.)</i> , 2016, 29(8), 782–792. DOI 10.1007/s40195-016-0449-3
13.8.	LUO Jun, CAI Zhenbing, MO Jiliang, PENG Jinfang, ZHU Minhao, <i>Friction and Wear Properties of High-velocity Oxygen Fuel Sprayed WC-17Co Coating under Rotational Fretting Conditions</i> , <i>Chinese Journal of Mechanical Engineering</i> , Vol. 29, No. 3, 2016, pp. 515-521. DOI: 10.3901/CJME.2016.0307.026
13.9.	Bao-hui Guo, Zhen-ya Wang, Hai-long Li, <i>Study on the Friction and Wear Behavior of a TA15 Alloy and Its Ni-SiC Composite Coating</i> , <i>Journal of Materials Engineering and Performance</i> (2016) 25:1763–1772. DOI: 10.1007/s11665-016-2018-3
13.10.	Long Xin, Zhihao Wang, Jie Li, Yonghao Lu, Tetsuo Shoji, <i>Microstructural characterization of subsurface caused by fretting wear of Inconel 690TT alloy</i> , <i>Materials Characterization</i> 115 (2016) 32–38. http://dx.doi.org/10.1016/j.matchar.2016.03.010



13.11.	WEI Songbo, PEI Xiaohan, SHI Bairu, SHAO Tianmin, LI Tao, LI Yiliang, XIE Yi, <i>Wear resistance and anti-friction of expansion cone with hard coating</i> , Petroleum Exploration and Development, Volume 43, Issue 2, April 2016, pp. 326-331.
13.12.	Songbo Wei, Xiaohan Pei, Bairu Shi, Yi Xie, Tianmin Shao, Hongfei Shang, <i>Friction performance of WC-Co coating with lithium grease and water lubrication</i> , International Journal of Surface Science and Engineering, 2016, volume 10 (3), pp. 272-281. http://dx.doi.org/10.1504/IJSURFSE.2016.076998
13.13.	Rizwan Sarwar Bajwa, Zulfiqar Khan, Vasilios Bakolas, Wolfgang Braun, <i>Water-Lubricated Ni-Based Composite (Ni-Al₂O₃, Ni-SiC and Ni-ZrO₂) Thin Film Coatings for Industrial Applications</i> , Acta Metall. Sin. (Engl. Lett.), 2016, 29(1), 8-16. DOI 10.1007/s40195-015-0354-1
13.14.	V. Torabinejad, M. Aliofkhaezrai, A. Sabour Rouhaghdam, M. H. Allahyarzadeh, <i>Ni-Fe-Mn-(nano)Al₂O₃ Coating with Modulated Composition and Grain Size</i> , Trans Indian Inst Met, DOI 10.1007/s12666-016-0913-9
13.15.	Haibin Wang, Tao Yang, Xiaoyan Song, Xuemei Liu, Xuezheng Wang, Xu Wu, <i>Wear resistance enhancement of bimodal-grained cemented carbide coating</i> , Article in press 2016, Surface & Coatings Technology. http://dx.doi.org/10.1016/j.surfcoat.2016.10.090
13.16.	Chun-Hua Zhang, Chen-Liang Wu, Song Zhang, Yong-Feng Jia, Meng Guan, Jun-Zhe Tan, Bin Lin, <i>Laser cladding of NiCrSiB on Monel 400 to enhance cavitation erosion and corrosion resistance</i> , Rare Metals, 2016. DOI 10.1007/s12598-016-0814-4
13.17.	Jonathan Molina Claros, <i>Efecto de la adición de nanopartículas de carburo de tungsteno en la microestructura y resistencia al desgaste de un recubrimiento base níquel obtenido mediante el proceso de plasma transferido por arco (PTA)</i> , Tesis, Noviembre de 2016, Saltillo, Coahuila, México. https://cominsa.repositorioinstitucional.mx/jspui/handle/1022/29
14. Articolul ISI: L Benea, E Danaila, JP Celis. Influence of electro-co-deposition parameters on nano-TiO₂ inclusion into nickel matrix and properties characterization of nanocomposite coatings obtained. <i>Materials Science and Engineering: A</i>, 2014, 610, 106-115. http://dx.doi.org/10.1016/j.msea.2014.05.028 Citat de 4 ori in articole cotate ISI in 2016.	
14.1.	Arnomitra Chatterjee, Garima Sharma, Jalaj Varshney, S. Neogy, R.N. Singh, <i>Comparative study of mechanical properties of pure nanocrystalline Ni and Ni-Tf nanocomposite</i> , Materials Science & Engineering A, Available online 10 December 2016. http://dx.doi.org/10.1016/j.msea.2016.12.052
14.2.	Zahra Shafiee, Mohammad Ebrahim Bahrololoom, Babak Hashemi, <i>Electrodeposition of nanocrystalline Ni/Ni-Al₂O₃ nanocomposite modulated multilayer coatings</i> , Materials and Design 108 (2016) 19-26. http://dx.doi.org/10.1016/j.matdes.2016.06.018
14.3.	Yihao Wang, Lida Shen, Mingbo Qiu, Zongjun Tian, Xia Liu, Wei Zhuo, <i>Jet Electrodeposition of Ni-SiO₂ Nanocomposite Coatings with Online Friction and Its Performance</i> , Journal of The Electrochemical Society, 163 (10) D579-D584 (2016). DOI: 10.1149/2.0241610jes
14.4.	Isil Birlik, N. Funda Ak Azem, Mustafa Toparli, Erdal Celik, Tulay Koc Delice, Sidika Yildirim, Onur Bardakcioglu, Tuncay Dikici, <i>Preparation and characterization of Ni-TiO₂ nanocomposite coatings produced by electrodeposition technique</i> , Frontiers in Materials, October 2016, Volume 3, Article 46, 7 pp. doi: 10.3389/fmats.2016.00046
15. Articolul ISI: Felicia Bratu, Lidia Benea, Jean-Pierre Celis. Tribocorrosion behaviour of Ni-SiC composite coatings under lubricated conditions. <i>Surface & Coatings Technology</i>. 201, 2007, 6940-6946. ISSN: 0257-8972. DOI: 10.1016/j.surfcoat.2006.12.027. Citat de 3 ori in articole cotate ISI in 2016.	
15.1	Pradeep Tirlapur, M. Muniprakash, Meenu Srivastava, <i>Corrosion and Wear Response of Oxide-Reinforced Nickel Composite Coatings</i> , Journal of Materials Engineering and Performance, 2016, 25 (7), pp. 2563-2569.

	DOI: 10.1007/s11665-016-2117-1.
15.2	Jalil Vaziri, Ali Jahan, Ehsan Borhani, Mohammad Yousefieh, Kevin L Edwards, <i>Evaluating promising applications of a new nanomaterial produced by accumulative roll bonding process: A preliminary multiple criteria decision-making approach</i> , Proceedings of the Institution of Mechanical Engineers, Part L: Journal of Materials: Design and Applications 0(0), pp. 1-10. http://dx.doi.org/10.1177%2F1464420716674037
15.3	Hamed Rahmani, Mahmood Aliofkhaezai, Abdossalam Karimzadeh, <i>Corrosion and wear properties of electrodeposited tertiary nanocomposite Zn-Ni (Alumina-Yittria-Geraphene) coating</i> , Surface Review and Letters 0, 1750066 (2016) [10 pages]. http://dx.doi.org/10.1142/S0218625X17500664
16. Articolul ISI: L. Benea, E. Mardare-Danaila, J.P. Celis, Increasing the tribological performances of Ti-6Al-4V alloy by forming a thin nanoporous TiO₂ layer and hydroxyapatite electrodeposition under lubricated conditions, <i>Tribology International</i> 78, 2014, 168-175. doi:10.1016/j.triboint.2014.05.013 Citat 5 ori in articole cotate ISI in 2016.	
16.1.	Fei Weng, Huijun Yu, Chuanzhong Chen, Jianli Liu, Longjie Zhao, Jingjie Dai, Zhihuan Zhao, <i>Effect of process parameters on the microstructure evolution and wear property of the laser cladding coatings on Ti-6Al-4V alloy</i> , Journal of Alloys and Compounds, Available online 8 September 2016. http://dx.doi.org/10.1016/j.jallcom.2016.09.071
16.2.	W.Q. Bai, L.L. Li, Y.J. Xie, D.G. Liu, X.L. Wang, G. Jin, J.P. Tu, <i>Corrosion and tribocorrosion performance of M (M=Ta, Ti) doped amorphous carbon multilayers in Hank's solution</i> , Surface & Coatings Technology 305 (2016) 11-22. http://dx.doi.org/10.1016/j.surfcoat.2016.07.078
16.3.	Weng, F., Yu, H., Chen, C., Liu J., Zhao, L., Dai, J., <i>Fabrication of Co-Based Coatings on Titanium Alloy by Laser Cladding with CeO₂ Addition</i> , Materials and Manufacturing Processes, Volume 31, 2016 - Issue 11, pp. 1461-1467. http://dx.doi.org/10.1080/10426914.2016.1140199
16.4.	Shahab Ahmadi, Iman Mohammadi, S.K. Sadrnezhad, <i>Hydroxyapatite based and anodic Titania nanotube biocomposite coatings: Fabrication, characterization and electrochemical behaviour</i> , Surface & Coatings Technology 287 (2016) 67-75. http://dx.doi.org/10.1016/j.surfcoat.2015.12.062
16.5.	Zaneta Anna Mierzejewska, Paulina Kuptel, Jaroslaw Sidun, <i>Analysis of the surface condition of removed bone implants</i> . Eksploatacja i Niezawodnosć – Maintenance and Reliability 2016; 18 (1): 65-72. http://dx.doi.org/10.17531/ein.2016.1.9
17. Articolul ISI: Benea L.; Electrodeposition of zirconia particles in a copper matrix; <i>Materials and Manufacturing Processes</i>, Volume: 14, Issue: 2, Pages: 231-242, Published: 1999. DOI: 10.1080/10426919908914820 Citat 1 data in 2016.	
17.1.	Maharana, Himanshu Sekhar (2016), <i>Surface Modification of Copper by Electro-codeposition</i> . PhD thesis, Department of Metallurgical and Materials Engineering, National Institute of Technology, Rourkela. http://ethesis.nitrkl.ac.in/8400/1/2016-PhD-HSMaharana-511MM608.pdf
18. Articolul ISI: L. Benea, N. Caron, Olivier Raquet, Tribological behavior of Ni matrix hybrid nanocomposite reinforced by titanium carbide nanoparticles during electro-codeposition. <i>RSC Advances</i>, Volume 6, 2016, Pages 59775-59783. ISSN: 2046-2069. DOI: 10.1039/C6RA03605H Citat 1 data in articole cotate ISI in 2016.	
18.1.	S. Ramalingam, K. Balakrishnan, S. Shanmugasamy, A. Subramania, <i>Electrodeposition and characterisation of Cu-MWCNTs nanocomposite coatings</i> , Surface Engineering, Pages 1-6, Published online: 07 Dec 2016.
19. Articolul ISI: F. Bratu, L. Benea, J.-P. Celis, The influence of fretting parameters on tribocorrosion behaviour of AISI 304L stainless steel in ringer solution, <i>Revista de Chimie</i>, Volume 59, Issue 3, 2008, Pages 346-350. Citat 1 data in articole cotate ISI in 2016.	

19.1.	M G Minciuna, P Vizureanu, C Hanganu, D C Achitei, D C Popescu, S C Focsaneanu, <i>The structural characterization of some biomaterials, type AISI 310, used in medicine</i> , Materials Science and Engineering 133 (2016) 012019. doi:10.1088/1757-899X/133/1/012019
20. Articolul ISI: L. Benea, Electrodeposition of Zirconia Particles in a Copper Matrix, Materials and Manufacturing Processes, Volume 14, Issue 2, 1999, Pages 231-242. http://dx.doi.org/10.1080/10426919908914820 Citat 1 data in 2016.	
20.1.	Maharana, Himanshu Sekhar (2016), <i>Surface Modification of Copper by Electro-codeposition</i> . PhD thesis, Department of Metallurgical and Materials Engineering, National Institute of Technology, Rourkela. http://ethesis.nitrkl.ac.in/8400/1/2016-PhD-HSMaharana-511MM608.pdf
21. Articolul ISI: A.C. Ciubotariu, L. Benea, P. Ponthiaux, Corrosion resistance of zinc-resin hybrid coatings obtained by electro-codeposition, Arabian Journal of Chemistry, Article in press, Available online 15 July 2016. http://dx.doi.org/10.1016/j.arabj.c.2016.07.002 Citat 1 data in articole cotate ISI in 2016.	
21.1.	In-Jo Hwang, Han-Cheol Choe, William A. Brantley, <i>Electrochemical characteristics of Ti-6Al-4V after plasma electrolytic oxidation in solutions containing Ca, P, and Zn ions</i> , Surface & Coatings Technology, Available online 26 November 2016. doi: 10.1016/j.surfcoat.2016.11.092
22. Alsahly Q.F., Ali J.M., Abbas A.A., Rashed A., van der Bruggen B., Balta S., Enhancement of poly(phenyl sulfone) membranes with ZnO nanoparticles, (2013) Desalination and Water Treatment, 51 (3133), pp. 6070-6081. Citat de 3 ori in articole cotate ISI in 2016.	
22.1	Zhang, J., Liu, Z., Liu, J., E, L., Liu, Z., <i>Effects of seed layers on controlling of the morphology of ZnO nanostructures and superhydrophobicity of ZnO nanostructure/stearic acid composite films</i> , 2016, Source of the Document Materials Chemistry and Physics, 183, pp. 306-314.
22.2	Feng, Y., Han, G., Zhang, L., (...), Staudt, C., Maletzko, C., <i>Rheology and phase inversion behavior of polyphenylenesulfone (PPSU) and sulfonated PPSU for membrane formation</i> , 2016, Polymer (United Kingdom), 99, pp. 72-82.
22.3	Yu, H., Liu, J., Fan, X., (...), Hong, T., Liu, Z., <i>Bionic micro-nano-bump-structures with a good self-cleaning property: The growth of ZnO nanoarrays modified by polystyrene spheres</i> , 2016, Materials Chemistry and Physics, 170, pp. 52-61
23. Sotto A., Boromand A., Balta S., Darvishmanash S., Kim J., van der Bruggen B., Nanofiltration membranes enhanced with TiO₂ nanoparticles: A comprehensive study, (2011) Desalination and Water Treatment, 34 (13), , pp. 179-183. Citat de 2 ori in articole cotate ISI in 2016.	
23.1	A.S. AL-Hobaib, J. El Ghoul, I. Ghiloufi, L. El Mir, <i>Synthesis and characterization of polyamide thin-film nanocomposite membrane reached by aluminum doped ZnO nanoparticles</i> , Materials Science in Semiconductor Processing Volume 42, Part 1, February 2016, Pages 111–114
23.2	Bodor, M., Graur, I., Bria, V., Cantaragiu, A., Circiumaru, A. <i>Obtaining and analysis of different powders to be used as modifying agents in formation of polymers with special properties</i> , 2016, Materiale Plastice 53 (3), pp. 495-500.
24. Lin, J., Ye, W., Huang, J., Ricard, B., Baltaru, M.-C., Greydanus, B., Balta, S., Shen, J., Vlad, M., Sotto, A., Luis, P., Van Der Bruggen, B., Toward Resource Recovery from Textile Wastewater: Dye Extraction, Water and Base/Acid Regeneration Using a Hybrid NF-BMED Process, ACS Sustainable Chemistry and Engineering Volume 3, Issue 9, 8 September 2015, Pages 1993-2001. Citat de 6 ori in articole cotate ISI in 2016.	
24.1	Fernandez-Gonzalez, C., Dominguez-Ramos, A., Ibañez, R., Irabien, A., <i>Electrodialysis with Bipolar Membranes for Valorization of Brines</i> , 2016, Separation and Purification Reviews, 45 (4), pp. 275-287.



24.2	Wawrzekiewicz, M., Hubicki, Z., <i>Anion Exchange Resins of Tri-n-butyl Ammonium Functional Groups for Dye Baths and Textile Wastewater Treatment</i> , 2016, Solvent Extraction and Ion Exchange, 34 (6), pp. 558-575.
24.3	Bagheripour, E., Moghadassi, A.R., Hosseini, S.M., <i>Preparation and Characterization of PES-Blend-Sulfonated PVC Nanofiltration Membranes: Investigation of Polymers Blend Ratio</i> , 2016, Arabian Journal for Science and Engineering, 41 (7), pp. 2545-2552.
24.4	Cai, L.-F., Fu, M.-L., Chen, L.-Y., Fu, R.-W., Wu, D.-C., <i>Surface modification of a hierarchical porous carbon aerogel and its effect on the adsorption of acid fuchsin</i> , 2016, Xinxing Tan Cailiao/New Carbon Materials, 31 (3), pp. 271-276.
24.5	Huang, C., Zeng, P., Yang, S., Shao, Y., Liu, Y., <i>Water reclamation and reuse</i> , 2016, Water Environment Research, 88 (10), pp. 1261-127.
24.6	Clark, J.H., Farmer, T.J., Herrero-Davila, L., Sherwood, J., <i>Circular economy design considerations for research and process development in the chemical sciences</i> , 2016, Green Chemistry, 18 (14), pp. 3914-3934
25. Arcadio Sotto; Arman Boromand; Stefan Baltă ; Jeonghwan Kim; Bart Van der Bruggen, <i>Doping of polyethersulfone nanofiltration membranes: antifouling effect observed at ultralow concentrations of TiO₂ nanoparticles</i> , Journal of Materials Chemistry ISSN 0959-9428, 2011, 21, pag. 10311-10320. Citat de 12 ori in articole cotate ISI in 2016.	
25.1	Runnan Zhang, Yanan Liu, Mingrui He, Yanlei Su, Xueting Zhao, Menachem Elimelech and Zhongyi Jiang, <i>Antifouling membranes for sustainable water purification: strategies and mechanisms</i> , Chemical Society Reviews, issue 21, 2016.
25.2	Raghavendra S. Hebbar, Arun M. Isloor, K. Ananda and A. F. Ismail, <i>Fabrication of polydopamine functionalized halloysite nanotube/polyetherimide membranes for heavy metal removal</i> , Journal of Materials Chemistry A, issue 3, 2016.
25.3	Xue Li, Tao Cai, Chunyan Chen, Tai-Shung Chung, <i>Negatively charged hyperbranched polyglycerol grafted membranes for osmotic power generation from municipal wastewater</i> , Water Research, Volume 89, 1 February 2016, Pages 50–58.
25.4	Jiuyang Lin, Wenyuan Ye, Kuo Zhong, Jiangnan Shen, Nora Jullok, Arcadio Sotto, Bart Van der Bruggen, <i>Enhancement of polyethersulfone (PES) membrane doped by monodisperse Stöber silica for water treatment</i> , Chemical Engineering and Processing: Process Intensification, Volume 107, September 2016, Pages 194–205.
25.5	Antonio Martín, Jesús M. Arsuaga, Nuria Roldán, Ana Martínez, Arcadio Sotto, <i>Effect of amine functionalization of SBA-15 used as filler on the morphology and permeation properties of polyethersulfone-doped ultrafiltration membranes</i> , Journal of Membrane Science, Volume 520, 15 December 2016, Pages 8–18.
25.6	Bijay P. Tripathi, Nidhi C. Dubey, Riyas Subair, Soumydip Choudhury and Manfred Stamm, <i>Enhanced hydrophilic and antifouling polyacrylonitrile membrane with polydopamine modified silica nanoparticles</i> , RSC Advances, issue 6, 2016.
25.7	Liang Cheng, Li-Ping Zhu, Pei-Bin Zhang, Jian Sun, Bao-Ku Zhu, You-Yi Xu, <i>Molecular separation by poly (N-vinyl imidazole) gel-filled membranes</i> , Journal of Membrane Science Volume 497, 1 January 2016, Pages 472–484.
25.8	Yifan Li, Heng Mao, Haoqin Zhang, Guanghui Yang, Rui Ding, Jingtao Wang, <i>Tuning the microstructure and permeation property of thin film nanocomposite membrane by functionalized inorganic nanospheres for solvent resistant nanofiltration</i> , Separation and Purification Technology Volume 165, 13 June 2016, Pages 60–70.
25.9	Y Lukka Thuyavan, Narayanan Anantharaman, Gangasalam Arthanareeswaran, A Fauzi Ismail, <i>Impact of solvents and process conditions on the formation of polyethersulfone membranes and its fouling behavior in lake water filtration</i> , Journal of Chemical Technology and Biotechnology, DOI: 10.1002/jctb.4846.
25.10	Seema S. Shenvi, Arun M. Isloor, Abdul Latif Ahmad, B. Garudachari Ahmad F. Ismail, <i>Influence of palm oil fuel ash, an agro-industry waste on the ultrafiltration performance of cellulose acetate butyrate membrane</i> , Desalination and Water Treatment, Volume 57, 2016 - Issue 55.
25.11	Neda Fakhimi & Mohammad Reza Mehrnia, <i>Control of mixing for optimal formation of dynamic membrane in MBRs</i> , Desalination and Water Treatment, Volume 57, 2016 - Issue 34.




25.12	Jitendra Bahadur, Shraddha Agrawal, Vinay Panwar, Azra Parveen, Kaushik Pal, <i>Antibacterial properties of silver doped TiO₂ nanoparticles synthesized via sol-gel technique</i> , Macromolecular Research, June 2016, Volume 24, Issue 6, pp 488–493.
26.	Lin, J., Ye, W., Baltaru, M.-C., Tang, Y.P., Bernstein, N.J., Gao, P., Balta, S. , Vlad, M., Volodin, A., Sotto, A., Luis, P., Zydney, A.L., Van der Bruggen, B. <i>Tight ultrafiltration membranes for enhanced separation of dyes and Na₂SO₄ during textile wastewater treatment</i> , Journal of Membrane Science, Volume 514, 15 September 2016, Pages 217-228. Citat de 5 ori in articole cotate ISI in 2016.
26.1	Deng, X.Z., Wang, Y.W., Peng, J.P., (...), Feng, N.X., Di, Y.Z., <i>Surface area control of nanocomposites Mg(OH)₂/graphene using a cathodic electrodeposition process: High adsorption capability of methyl orange</i> , 2016, Source of the DocumentRSC Advances, 6 (91), pp. 88315-88320.
26.2	Zhu, J., Uliana, A., Wang, J., (...), Zhang, Y., Van Der Bruggen, B., <i>Elevated salt transport of antimicrobial loose nanofiltration membranes enabled by copper nanoparticles: Via fast bioinspired deposition</i> , 2016, Source of the DocumentJournal of Materials Chemistry A, 4 (34), pp. 13211-13222.
26.3	Mayerly Johana Puchana-Rosero, Eder C. Lima, Santiago Ortiz-Monsalve, Bianca Mella, Dimitrius da Costa, Eduardo Poll, Mariliz Gutierrez, <i>Fungal biomass as biosorbent for the removal of Acid Blue 161 dye in aqueous solution</i> , Environmental Science and Pollution Research, 2016, pp 1-10.
26.4	Latifa Khaouane, Yamina Ammi, Salah Hanini, <i>Modeling the Retention of Organic Compounds by Nanofiltration and Reverse Osmosis Membranes Using Bootstrap Aggregated Neural Networks</i> , Arabian Journal for Science and Engineering, 2016, pp.1-11.
26.5	Zhiqiang Zhu, Qiang Wu, Guangbin Li, Shuya Han, Ting Si and Ronald X. Xu, <i>Microfluidic fabrication of stimuli-responsive microdroplets for acoustic and optical droplet vaporization</i> , Issue 15, 2016.
27.	Vlad, M., Chiriac, A., Constantinescu, S., Balta, S. <i>Removal of the pollutants from wastewater through coagulation-flocculation process</i> , Journal of Environmental Protection and Ecology, Volume 12, Issue 3 A, 2011, Pages 1517-1524 Citat 1 data in articole cotate ISI in 2016.
27.1	Yu, X., Xu, R., Wei, C., Wu, H., <i>Removal of cyanide compounds from coking wastewater by ferrous sulfate: Improvement of biodegradability</i> , 2016, Source of the DocumentJournal of Hazardous Materials, 302, pp. 468-474.
28.	Carac G., Benea L. , Iticescu C., Lampke T., Steinhauser S., Wielage B.; <i>Codeposition of cerium oxide with nickel and cobalt: Correlation between microstructure and microhardness</i> , (2004) Surface Engineering, 20 (5), pp. 353-359. DOI: 10.1179/026708404X1134. Citat de 1 ori in articole cotate ISI in 2016.
28.1	M.Aliofkhaezei, R. Shoja Gharabagh, M. Teimouri, M. Ahmadzadeh, H. Hasannejad, A. Seyfoori, <i>Effect of cerium ion addition on corrosion and wear characteristics of plasma electrolytic oxidation coating of CP-Ti</i> , Protection of Metals and Physical Chemistry of Surfaces, November 2016, Volume 52, Issue 6, pp 1093–1099

Total citări în reviste de specialitate cotate ISI –2016+2017 = 192+170 = 362

Total punctaj fișă de autoevaluare Anexa 5: A6

Nr.crt	Performanță în cercetare științifică	Punctaj	Punctaj total
A6	Număr de citări conform Web of Science (Thomson Reuters)	10 p / citare 10*362=3620	3620



CC - ITES

Competences Center for Interfaces – Tribocorrosion and Electrochemical Systems

<http://www.cc-ites.ugal.ro/>

Prof. Dr. Ph.D. Lidia BENEĂ

Competences Center Interfaces-Tribocorrosion and Electrochemical Systems (CC-ITES)

Faculty of Engineering

"Dunarea de Jos" University of Galati

Fax: + 40 236 461353

Phone: +40 744 216277

E-mail: Lidia.Benea@ugal.ro ; lidiabd@yahoo.com

A. Performanța în cercetarea științifică (30%)

TOTAL A7 = 99.57 p

A.7. Comunicări științifice prezentate la conferințe internaționale

99.57

2017		Total = 24
1. Oral presentation. <u>Valentin Marian Dumitrașcu</u> , Lidia Benea, Nanostructuring of material surfaces by top-down electrochemical techniques , 4 th Edition of the International Conference "New Trends in Environmental and Materials Engineering" – TEME 2017, p. 27 – Book of Abstracts, http://www.teme.ugal.ro/Book-of-abstracts.pdf		
Anexa 5. Punctaj A7 5*Nic/Na (Nic= nr autori centru, Na=nr total autori)	5*2/2= 5	
2. Oral presentation. Lidia Benea, <u>Valentin Dumitrașcu</u> , Nanostructuring and functionalization of materials and biomaterials by electrochemical methods - a promising route , 4 th Edition of the International Conference "New Trends in Environmental and Materials Engineering" – TEME 2017, p. 22 – Book of Abstracts, http://www.teme.ugal.ro/Book-of-abstracts.pdf		
Anexa 5. Punctaj A7 5*Nic/Na (Nic= nr autori centru, Na=nr total autori)	5*2/2= 5	
3. Oral presentation. Marius Socola, <u>Valentin Marian Dumitrașcu</u> , Sorina Picioruș, Lidia Benea, Comparative corrosion evaluation of galvanized steel passivated with trivalent and hexavalent chromium solutions , 4 th Edition of the International Conference "New Trends in Environmental and Materials Engineering" – TEME 2017, p. 21 – Book of Abstracts, http://www.teme.ugal.ro/Book-of-abstracts.pdf		
Anexa 5. Punctaj A7 5*Nic/Na (Nic= nr autori centru, Na=nr total autori)	5*3/4= 4	
4. Oral presentation: <u>Valentin Marian Dumitrașcu</u> , Lidia Benea, Eliza Dănăilă, Characterization of the nanoporous aluminum oxide layer obtained by controlled anodic oxidation , 17 th		



CC-ITES

Competences Center for Interfaces – Tribocorrosion and Electrochemical Systems

www.cc-ites.ugal.ro

International Multidisciplinary Scientific GeoConference – SGEM 2017, Section: Micro and Nano Technologies,

<http://www.sgem.org/index.php/sgem-deadline/sgem-programme2017>

Anexa 5. Punctaj A7 5*Nic/Na (Nic= nr autori centru,Na=nr total autori)	$5*3/3= 5$
--	------------

5. Oral presentation - Valentin Marian Dumitraşcu, Lidia Benea, Eliza Dănăilă, **Influence of the sealing process on the corrosion performance of nanoporous aluminum oxide**, 17th *International Multidisciplinary Scientific GeoConference – SGEM 2017*, Section: Micro and Nano Technologies,

<http://www.sgem.org/index.php/sgem-deadline/sgem-programme2017>

Anexa 5. Punctaj A7 5*Nic/Na (Nic= nr autori centru,Na=nr total autori)	$5*3/3= 5$
--	------------

6. Oral presentation: Valentin Marian Dumitraşcu, Lidia Benea, Eliza Dănăilă, Nicoleta Lucica Simionescu, **Corrosion behavior of aluminum oxide film growth by controlled anodic oxidation**, *International Conference on Innovative Research – ICIR EUROINVENT 2017*, Section I: Synthesis and characterization of materials, p. 39 – Book of Abstracts

http://www.euroinvent.org/cat/ICIR_2017.pdf

Anexa 5. Punctaj A7 5*Nic/Na (Nic= nr autori centru,Na=nr total autori)	$5*4/3= 6.66$
--	---------------

7. Oral presentation: Valentin Marian Dumitraşcu, Lidia Benea, **Enhancing the anticorrosion properties of anodic oxide film by sealing process**, 7th *Virtual Nanotechnology Poster Conference – Nanoposter 2017*, ID: P17-15,

<http://www.nanopaprika.eu/group/nanoposter/page/p17-15>

Anexa 5. Punctaj A7 5*Nic/Na (Nic= nr autori centru,Na=nr total autori)	$5*2/2= 5$
--	------------

8. Oral presentation: Valentin Marian Dumitraşcu, Lidia Benea, **The influence of the anodizing parameters on the morphology and corrosion resistance of 1050 aluminium alloy**, 5th *Edition of Scientific Conference of Doctoral Schools from “Dunărea de Jos” University of Galaţi*, Section 1: Advanced research in mechanical engineering, industrial engineering and electrical /electronic engineering, O.P. 1.7, p. 36 – Book of Abstracts

Această lucrare a primit premiul II la Section 1: Advanced research in mechanical engineering, industrial engineering and electrical /electronic engineering.

<http://www.cssd-udjg.ugal.ro/index.php/abstracts-2017>

Anexa 5. Punctaj A7 5*Nic/Na (Nic= nr autori centru,Na=nr total autori)	$5*2/2= 5$
--	------------

9. Oral presentation: **Laurentiu Mardare**, Lidia Benea, **Development of Anticorrosive Polymer Nanocomposite Coating for Corrosion Protection in Marine Environment**, *International Conference on Innovative Research*. May 25th to 26th, 2017. Iasi – Romania
 DOI: 10.1088/1757-899X/209/1/012056



http://www.euroinvent.org/conference/doc/Program_ICIR_2017.pdf	
Anexa 5. Punctaj A7 5*Nic/Na (Nic= nr autori centru,Na=nr total autori)	5*2/2= 5
10. Oral presentation – Laurentiu Mardare, Lidia Benea, Impact Of Marine Environment On Behavior Corrosion POLYMER COATINGS In Constanta Port Area Section: Micro and Nano Technologies. https://www.sgem.org/documents/programme/Day5_Programme_WIND%20Hall.pdf	
Anexa 5. Punctaj A7 5*Nic/Na (Nic= nr autori centru,Na=nr total autori)	5*2/2= 5
11. Oral presentation – Laurentiu Mardare, Lidia Benea, Corrosion Of Architecture And Infrastructure Elements In Romanian Black Sea Littoral Area, Section: Green Buildings Technologies and Materials. https://www.sgem.org/documents/programme/Day5_Programme_WIND%20Hall.pdf	
Anexa 5. Punctaj A7 5*Nic/Na (Nic= nr autori centru,Na=nr total autori)	5*2/2= 5
12. Oral presentation - Laurentiu Mardare, Lidia Benea, Degradation Of Marine Structures By Corrosion And Prevention Methods, The IVth edition of the international conference of young researchers, 25th - 27th October 2017, Galati, Romania. http://www.teme.ugal.ro/Program_TEME_2017.pdf	
Anexa 5. Punctaj A7 5*Nic/Na (Nic= nr autori centru,Na=nr total autori)	5*2/2= 5
13. Oral presentation – Laurentiu MARDARE, Lidia BENEAA, The influence of TIO2 nanoparticles added to polymeric coatings on corrosion behavior of coated naval steel in marine environment, SECTION 1: Advanced Research In Mechanical Engineering, Industrial Engineering, Electrical Engineering And Systems Engineering, http://www.cssd-udjg.ugal.ro/files/2017/Detailed_Conference_Programme_2.pdf .	
Anexa 5. Punctaj A7 5*Nic/Na (Nic= nr autori centru,Na=nr total autori)	5*2/2= 5
14. Poster presentation: Aprilie 2017: 3rd International Conference on Desalination using Membrane Technology, Spania cu lucrarea THE INFLUENCE OF NANOPARTICLE TYPE ON THE ORGANIC-INORGANIC MEMBRANES USED FOR WASTEWATER TREATMENT - Ștefan Cătălin PINTILIE, Laurenția Geanina TIRON, Andreea Liliana LAZAR, Maria VLAD, Iulian - Gabriel BIRSAN, Ștefan Baltă	
Anexa 5. Punctaj A7 5*Nic/Na (Nic= nr autori centru,Na=nr total autori)	5*3/6= 2.5
15. Poster presentation: Mai 2017: 29th European Symposium on Applied Thermodynamics – ESAT 2017, București cu lucrarea INFLUENCE OF POLYMER CONCENTRATION ON MEMBRANE PERFORMANCE IN WASTEWATER TREATMENT - Laurenția Geanina	

TIRON, Ștefan Cătălin PINTILIE, Andreea Liliana LAZĂR, Maria VLAD, Ștefan BALȚĂ, Marius BODOR

Anexa 5. Punctaj A7 5*Nic/Na (Nic= nr autori centru,Na=nr total autori)	$5*3/6= 2.5$
--	--------------

16. Poster presentation: - Mai 2017: International Conference on Innovative Research, Iași cu lucrarea CHARACTERIZATION OF POLYSULFONE MEMBRANES PREPARED WITH THERMALLY INDUCED PHASE SEPARATION TECHNIQUE - Laurenția Geanina TIRON, Ștefan Cătălin PINTILIE, Maria VLAD, Iulian - Gabriel BÎRSAN, Ștefan BALȚĂ

Anexa 5. Punctaj A7 5*Nic/Na (Nic= nr autori centru,Na=nr total autori)	$5*2/5= 2$
--	------------

17. Oral presentation: - Iunie 2017: 17th International Multidisciplinary Scientific GeoConference SGEM 2017, Bulgaria cu lucrarea THE INFLUENCE OF THE POLYSULFONE CONCENTRATION ON MEMBRANE RETENTION PROPERTIES - Laurenția Geanina TIRON, Ștefan Cătălin PINTILIE, Maria VLAD, Ștefan BALȚĂ, Andreea Liliana LAZĂR

Anexa 5. Punctaj A7 5*Nic/Na (Nic= nr autori centru,Na=nr total autori)	$5*3/5= 3$
--	------------

18. Poster presentation: - Iunie 2017: 17th International Multidisciplinary Scientific GeoConference SGEM 2017, Bulgaria cu lucrarea NANOPARTICLE EMBEDDED MIXED MATRIX PSf MEMBRANES CHARACTERIZATION AND MEMBRANE PERFORMANCE - Ștefan Cătălin PINTILIE, Laurenția Geanina TIRON, Andreea Liliana LAZĂR, Iulian Gabriel BÎRSAN, Ștefan BALȚĂ

Anexa 5. Punctaj A7 5*Nic/Na (Nic= nr autori centru,Na=nr total autori)	$5*3/5= 3$
--	------------

19. Oral presentation: Octombrie 2017: *International Conference of Young Researchers* cu lucrarea RESEARCH ON MEMBRANES WITH DIFFERENT THICKNESSES AND CONCENTRATIONS OF POLYSULFONE WITH APPLICATION ON WASTEWATER TREATMENT - Laurenția Geanina TIRON, Ștefan Cătălin PINTILIE, Ștefan BALȚĂ, Maria VLAD

Anexa 5. Punctaj A7 5*Nic/Na (Nic= nr autori centru,Na=nr total autori)	$5*2/4= 2.5$
--	--------------

20. Oral presentation: Octombrie 2017: *International Conference of Young Researchers* cu lucrarea PERFORMANCE OF [PAC/Psf]-MIXED MATRIX MEMBRANE USED IN DYE WASTEWATER TREATMENT - Ștefan Cătălin PINTILIE, Laurenția Geanina TIRON, Andreea Liliana LAZĂR, Ștefan BALȚĂ, Iulian Gabriel BÎRSAN

Anexa 5. Punctaj A7 5*Nic/Na (Nic= nr autori centru,Na=nr total autori)	$5*3/5= 3$
--	------------

21. Poster presentation: Nicoleta-Lucica SIMIONESCU, Lidia BENEĂ, *The corrosion behaviour of 316L stainless steel in different simulated body fluids solutions.*

https://www.sgem.org/documents/programme/Day6_Programme_POSTER.pdf

17th edition of the SGEM International GeoConferences, 27 Iunie - 6 Iulie, 2017, Albena Resort,

Bulgaria, http://www.sgem.org/	
Anexa 5. Punctaj A7 5*Nic/Na (Nic= nr autori centru,Na=nr total autori)	5*2/2= 5
22. Oral presentation: <i>29th European Symposium on Applied Thermodynamics – ESAT 2017, București</i> cu lucrarea INFLUENCE OF POLYMER CONCENTRATION ON MEMBRANE PERFORMANCE IN WASTEWATER TREATMENT - <u>Laurenția Geanina TIRON</u> , <u>Stefan Cătălin PINTILIE</u> , <u>Andreea Liliana LAZĂR</u> , <u>Maria VLAD</u> , <u>Stefan BALȚĂ</u> , <u>Marius BODOR</u>	
Anexa 5. Punctaj A7 5*Nic/Na (Nic= nr autori centru,Na=nr total autori)	5*3/6= 2.5
23. Oral presentation: <u>Ana Maria ARCUȘ</u> , <u>Mircea Viorel DRĂGAN</u> , <u>Vasile BAȘLIU</u> , <u>Laurenția Geanina TIRON</u> - EVALUATION OF THE ENVIRONMENTAL IMPACT OF THE ACTIVITIES CARRIED OUT IN THE AREA OF MURIGHIOL CHANNEL TULCEA COUNTY Teme 2017	
Anexa 5. Punctaj A7 5*Nic/Na (Nic= nr autori centru,Na=nr total autori)	5*1/4= 1.25
24. Oral presentation: <u>Carmen Duma</u> , <u>Viorel Mircea Drăgan</u> , <u>Vasile Bașliu</u> - ENVIRONMENTAL MONITORING FROM AN SPACE CORRESPONDING TO A HIGHER EDUCATION INSTITUTION , Teme 2017	
Anexa 5. Punctaj A7 5*Nic/Na (Nic= nr autori centru,Na=nr total autori)	5*1/3= 1.66

**Total comunicări științifice prezentate la conferințe internaționale
2017 = 24**

**Total punctaj fișă de autoevaluare Anexa 5: A7
TOTAL A7 = 99.57**

Nr.crt	Performanță în cercetare științifică	Punctaj total
A7	Comunicări orale prezentate la manifestări științifice internaționale	99.57

-- // --



CC - ITES

Competences Center for Interfaces – Tribocorrosion and Electrochemical Systems

<http://www.cc-ites.ugal.ro/>

Prof. Dr. Ph.D. Lidia BENEĂ

Competences Center Interfaces-Tribocorrosion and Electrochemical Systems (CC-ITES)

Faculty of Engineering

"Dunarea de Jos" University of Galați

Fax: + 40 236 461353

Phone: +40 744 216277

E-mail: Lidia.Benea@ugal.ro ; lidiabd@yahoo.com

A. Performanța în cercetarea științifică (30%)

TOTAL A8 = 12.53 p

A.8. Comunicări științifice prezentate la conferințe naționale

12.53 p

Comunicări științifice prezentate la conferințe naționale

2017		Total = 6
<p>1. Oral presentation: <u>Valentin Marian Dumitrașcu</u>, Lidia Benea, The influence of the anodizing parameters on the morphology and corrosion resistance of 1050 aluminium alloy, 5th Edition of Scientific Conference of Doctoral Schools from "Dunărea de Jos" University of Galați, Section 1: Advanced research in mechanical engineering, industrial engineering and electrical /electronic engineering, O.P. 1.7, p. 36 – Book of Abstracts Această lucrare a primit premiul II la Section 1: Advanced research in mechanical engineering, industrial engineering and electrical /electronic engineering. http://www.cssd-udjg.ugal.ro/index.php/abstracts-2017</p>		
<p>Anexa 5. Punctaj A8 3*Nic/Na (Nic= nr autori centru, Na=nr total autori)</p>	<p>3*2/2= 3</p>	
<p>2. Oral presentation: <u>Laurentiu MARDARE</u>, Lidia BENEĂ, The influence of TIO2 nanoparticles added to polymeric coatings on corrosion behavior of coated naval steel in marine environment, SECTION 1: Advanced Research In Mechanical Engineering, Industrial Engineering, Electrical Engineering And Systems Engineering, http://www.cssd-udjg.ugal.ro/files/2017/Detailed_Conference_Programme_2.pdf. 5th Edition of Scientific Conference of Doctoral Schools from "Dunarea de Jos" University of Galați, 8- 9 Iunie 2017, Galați, România. http://www.cssd-udjg.ugal.ro/</p>		
<p>Anexa 5. Punctaj A8 3*Nic/Na (Nic= nr autori centru, Na=nr total autori)</p>	<p>3*2/2= 3</p>	
<p>3. Oral presentation: Iunie 2017: <i>Scientific Conference of the Doctoral Schools of Dunărea de Jos</i> cu lucrarea INFLUENCE OF ACTIVATED CARBON BLENDED IN POLYSULFONE MATRIX MEMBRANE USED IN WASTEWATER TREATMENT -</p>		



CC-ITES

Competences Center for Interfaces – Tribocorrosion and Electrochemical Systems

www.cc-ites.ugal.ro

<u>Stefan Cătălin PINTILIE</u> , <u>Laurenția Geanina TIRON</u> , <u>Andreea Liliana LAZĂR</u> , <u>Stefan BALȚĂ</u> , <u>Iulian Gabriel BÎRSAN</u> , <u>Maria VLAD</u> , <u>Vasile BAȘLIU</u>	
Anexa 5. Punctaj A8 3*Nic/Na (Nic= nr autori centru, Na=nr total autori)	3*3/7= 1.28
4. Oral presentation: Iunie 2017: <i>Scientific Conference of the Doctoral Schools of Dunărea de Jos</i> cu lucrarea INFLUENCE OF POLYMER CASTING THICKNESS ON THE MEMBRANE PROPERTIES - <u>Laurenția Geanina TIRON</u> , <u>Stefan Cătălin PINTILIE</u> , <u>Stefan BALȚĂ</u> , <u>Maria VLAD</u>	
Anexa 5. Punctaj A8 3*Nic/Na (Nic= nr autori centru, Na=nr total autori)	3*2/4= 1.5
5. Oral presentation – <u>Lucica SIMIONESCU</u> , <u>Lidia BENEĂ</u> , <i>An Electrochemical Study of 316L Stainless Steel as an Effective Biomaterial for Orthodontic Applications</i> , Sesiunea 4: Advanced Investigation Methods in Environment and Biohealth, pg. 62 – Book of Abstract Această lucrare a primit premiul III la Session 4: Advanced Investigation Methods in Environment and Biohealth. http://www.cssd-udjg.ugal.ro/files/2017/Program_detaliat_al_conferintei_2017_FINAL.pdf http://www.cssd-udjg.ugal.ro/index.php/prizes 5th Edition of Scientific Conference of Doctoral Schools from “Dunarea de Jos” University of Galați , 8–9 Iunie 2017, Galați, România. http://www.cssd-udjg.ugal.ro/	
Anexa 5. Punctaj A8 3*Nic/Na (Nic= nr autori centru, Na=nr total autori)	3*2/2= 3
6. Oral presentation – <u>Vasile Bașliu</u> , <u>Carmen Duma</u> , <u>Viorel Mircea Drăgan</u> , <u>Nicolae Diaconu</u> - <i>Tehnologii de reciclare avansată a unor aliaje utilizate în aplicații din domeniul medical</i> . 15 Decembrie 2017 Simpozionul științific cu tema: SIMPOZION NAȚIONAL CU PARTICIPARE INTERNAȚIONALĂ BIOMATERIALE INTELIGENTE Organizat de: Departamentul „Știința și Ingineria Materialelor” Centru de Cercetare „Calitatea Materialelor și a Mediului	
Anexa 5. Punctaj A8 3*Nic/Na (Nic= nr autori centru, Na=nr total autori)	3*1/4= 0.75

Total Comunicări științifice prezentate la conferințe naționale

- 2017 = 6

Total punctaj fișă de autoevaluare Anexa 5: A8 = 12.53

Nr.crt	Performanță în cercetare științifică	Punctaj total
A8	Comunicări orale prezentate la manifestări științifice naționale	12.53

-- // --





CC - ITES

Competences Center for Interfaces – Tribocorrosion and Electrochemical Systems

<http://www.cc-ites.ugal.ro/>

Prof. Dr. Ph.D. Lidia BENEÀ

Competences Center Interfaces-Tribocorrosion and Electrochemical Systems (CC-ITES)

Faculty of Engineering

"Dunarea de Jos" University of Galati

Fax: + 40 236 461353

Phone: +40 744 216277

E-mail: Lidia.Benea@ugal.ro ; lidiabd@yahoo.com


A. Performanța în cercetarea științifică (30%)

TOTAL A11 = 30 p

A.11. Traducerea unei cărți de specialitate apărută în editura Academiei Române sau într-o editură recunoscută la nivel național

15*2 = 30 p

COROZIUNE ȘI PROTECȚII ANTICOROZIVE - DE LA TEORIE LA PRACTICĂ -



AUTOR: Prof. univ. dr. Lidia BENEÀ

ISBN: 978-973-8937-99-4

Nr. de pagini: 410

Editura: Academica.

Monografia științifică **COROZIUNE ȘI PROTECȚII ANTICOROZIVE - DE LA TEORIE LA PRACTICĂ** elaborată de **prof. univ. dr. Lidia BENEÀ** de la Centrul de Competențe Interfețe-Tribocoroziune și Sisteme Electrochimice, Facultatea de Inginerie a Universității *Dunărea de Jos* din Galați reprezintă o acumulare de informații științifice obținute în decursul multor ani de activitate didactică și de cercetare în domeniul electrochimiei, coroziunii și protecțiilor anticorozive. Apariția cărții este benefică, fiind în corelare directă cu orele de curs și laborator desfășurate atât în cadrul Facultății de Inginerie, cât și ca profesor și cercetător invitat la instituții de învățământ superior de prestigiu din Europa, cum sunt: Laboratoire Génie des Procédés et Matériaux din l'École Centrale Paris, Department of Materials Engineering din Katholieke Universiteit Leuven, sau Department of Materials Engineering din Trento University.

Monografia este o lucrare cu caracter interdisciplinar, ce abordează un domeniu ce și-a păstrat actualitatea, deoarece coroziunea este o problemă majoră pentru creșterea duratei de viață a materialelor metalice în mediile și în domeniul lor de utilizare. Subiectul are o importanță deosebită științifică, economică și socială. O înțelegere detaliată a mecanismelor proceselor de coroziune și protecțiilor anticorozive va ajuta atât studenții, doctoranzii cât și specialiștii din diferite domenii de a rezolva problemele de coroziune existente și a le preveni eficient pe cele viitoare. Cartea conține atât noțiuni fundamentale cât și aspecte practice, cele mai multe din experiența de cercetare proprie a autoarei, rezultate obținute cu grupul de lucru și colaboratorii externi.

Prezentarea noțiunilor de bază conferă mai multă consistență cărții și susține interpretarea bogatului material experimental, rezultate proprii, din partea finală a fiecărui capitol. Lucrarea are un înalt grad de nouitate în literatura științifică de specialitate, prin multitudinea exemplelor de aplicații practice care ajută la înțelegerea noțiunilor teoretice.

Lidia.Benea@ugal.ro



CC-ITES

Competences Center for Interfaces – Tribocorrosion and Electrochemical Systems

www.cc-ites.ugal.ro



Autor: Lidia Benea.

Metode Avansate de Investigare a Materialelor

ISBN: 978-606-606-003-5

Nr. de pagini: 350

Anul apariției: 2017 - 2018

Editura: Academica.

Monografia științifică **METODE AVANSATE DE INVESTIGARE A MATERIALELOR** elaborată de **prof. univ. dr. Lidia Benea** de la Centrul de Competențe Interfețe-Tribocoroziune și Sisteme Electrochimice, Facultatea de Inginerie a Universității Dunărea de Jos din Galați reprezintă o acumulare de informații științifice obținute în decursul multor ani de activitate didactică și de cercetare în domeniul procesării, investigării și caracterizării materialelor, cunoștințe acumulate din proiectele de cercetare și din activitatea de profesor și cercetător invitat la instituții de învățământ superior de prestigiu din Europa, cum sunt: Laboratoire Génie des Procédés et Matériaux din l'École Centrale Paris, Department of Materials Engineering din Katholieke Universiteit Leuven, sau Department of Materials Engineering din Trento University. Cartea descrie principalele aspecte fundamentale și practice aplicative pentru metodele avansate de investigare și caracterizare a materialelor. Investigarea materialelor este un proces fundamental în domeniul ingineriei în general și al științei și ingineriei materialelor în special, fără de care nu ar putea fi stabilită nici o corelare sau înțelegere științifică a materialelor. Cartea este destinată în primul rând doctoranzilor, acoperind necesitățile cursului de la disciplinele specifice, respectiv cursul: Metode avansate de investigare a materialelor.

În același timp, cartea se adresează și este utilă și unei mase largi de potențiali cititori de la studenții în inginerie la nivele de licență, masterat sau doctorat, până la ingineri, cercetători și specialiști implicați în activități industriale, de cercetare, economice sau comerciale conectate la procesele de investigare a materialelor, în condițiile în care o dezvoltare durabilă presupune în primul rând cunoașterea proprietăților materialelor pentru utilizarea lor eficientă.

O înțelegere detaliată a proprietăților materialelor, prin metodele avansate de caracterizare a lor va ajuta atât studenții, doctoranzii cât și specialiștii din diferite domenii să rezolve problemele existente de utilizare a materialelor eficiente și de a le preveni și aborda eficient pe cele viitoare.

Scopul cărții este să prezinte cititorului, de la simplu la complex, conceptele și aplicațiile în domeniul investigării materialelor, dar și o trecere în revistă a progreselor recente în înțelegerea mecanismelor proceselor de investigare a materialelor avansate de la straturi hibride și nanocompozite la modificări funcționale a suprafețelor biomaterialelor.

Cartea conține atât noțiuni fundamentale cât și aspecte practice, cele mai multe din experiența de cercetare proprie a autoarei, rezultate obținute cu grupul de lucru și colaboratorii externi. Din punct de vedere al conținutului, monografia este bine structurată și echilibrată, evidențiind progresele recente înregistrate în domeniul investigării materialelor și biomaterialelor. Prezentarea noțiunilor de bază conferă mai multă consistență cărții și susține interpretarea bogatului material experimental, rezultate proprii, din partea finală. De fapt, lucrarea are un înalt grad de noutate în literatura științifică de specialitate, prin multitudinea exemplilor de aplicații practice care ajută la înțelegerea noțiunilor teoretice ale metodelor de investigare abordate.


Textul este scris clar, îngrijit, accesibil, menținând în același timp rigoarea și acuratețea științifică. Interpretările și concluziile sunt corecte, pertinente și edificatoare, iar bibliografia include monografii și articole de referință și de noutate publicate în domeniu.

Cercetarea științifică și metodele de investigare a materialelor sunt modalități în care oamenii de știință și cercetătorii folosesc o abordare sistematică pentru a răspunde la întrebări despre lumea din jurul nostru. Investigarea științifică este o încercare de a găsi răspunsul la o întrebare



	<p>utilizând metoda științifică. La rândul său, metoda științifică este un proces sistematic care implică utilizarea unor observații măsurabile, rezultate din metode și tehnici de investigare, pentru a formula, testa sau modifica o ipoteză. În cele din urmă, o ipoteză este o explicație propusă pentru unele fenomene observate, bazate pe experiență sau cercetare. Investigarea științifică este ceea ce oamenii ca tine (cititorule) și ca mine (autorea cărții) folosim pentru a dezvolta modele și explicații mai bune pentru lumea din jurul nostru.</p> <p>Lidia.Benea@ugal.ro</p>
--	--

-- // --



CC - ITES

Competences Center for Interfaces – Tribocorrosion and Electrochemical Systems
<http://www.cc-ites.ugal.ro/>

Prof. Dr. Ph.D. Lidia BENEĂ
Competences Center Interfaces-Tribocorrosion and Electrochemical Systems (CC-ITES)
Faculty of Engineering
"Dunarea de Jos" University of Galati
Fax: + 40 236 461353
Phone: +40 744 216277
E-mail: Lidia.Benea@ugal.ro ; lidiabd@yahoo.com

B. Capacitatea de a atrage fonduri de cercetare

(se vor lua in considerare doar sumele care au revenit unitatii de cercetare sau facultatii în care aceasta funcționează)/
(30%)

$$\text{TOTAL B} = \text{B1} + \text{B2} + \text{B4}$$

$$\text{TOTAL: B} = 500 + 750 + 225 = 1475 \text{ p}$$

B.1. Granturi câștigate /derulate de membrii unității de cercetare finanțate din fonduri internaționale

B.1.1. eDrone Project1 – Erasmus+ Capacity building in higher education Call 2016
EAC/A04/2015, Grant Agreement 574090-EPP-1-2016-1-IT-EPPKA2-CBHE-JP (2016-2528)
500 p

B.2. Granturi câștigate /derulate de membrii unității de cercetare finanțate din fonduri naționale

B.2.1. MEN-UMPFE ROSE 9/SGU/PV cu titlul Galati Summer University, 2017-2020
250 p

B.2.2 CNFIS-FDI-2017-0077, cu titlul Creșterea gradului de încadrare pe piața muncii a absolvenților de studii universitare prin adaptarea programelor de studii și înființarea unora noi.
250 p

B.2.3 CNFIS-FDI-2017-0074, cu titlul Consiliere și orientare profesională – determinant al orientării academice și factor de reducere a abandonului școlar
250 p

B.4. Propuneri de proiecte elaborate de membrii UC în cadrul competițiilor naționale/internaționale. **225 p**

B4.1. 2017: 7 Conf. Stefan Balta
MEN-UMPFE ROSE 9/SGU/PV cu titlul Galati Summer University, 2017-2020
75 p


B.4.2. 2017: Conf. Stefan Balta
CNFIS-FDI-2017-0077, cu titlul Creșterea gradului de încadrare pe piața muncii a absolvenților de studii universitare prin adaptarea programelor de studii și înființarea unora noi.
75 p

B4.3. 2017: Conf. Ștefan Balta

CNFIS-FDI-2017-0074, cu titlul Consiliere și orientare profesională – determinant al orientării academice și factor de reducere a abandonului școlar

75 p

-- // --



CC - ITES

Competences Center for Interfaces – Tribocorrosion and Electrochemical Systems

<http://www.cc-ites.ugal.ro/>

Prof. Dr. Ph.D. Lidia BENEÀ

Competences Center Interfaces-Tribocorrosion and Electrochemical Systems (CC-ITES)

Faculty of Engineering

"Dunarea de Jos" University of Galati

Fax: + 40 236 461353

Phone: +40 744 216277

E-mail: Lidia.Benea@ugal.ro ; lidiabd@yahoo.com

Cap. C. Capacitatea de a dezvolta servicii, tehnologii, produse,

**C2. Cereri de brevet înregistrate la nivel național de către membrii UC
20 p**

199) OFICIUL DE STAT
PENTRU INVENȚII ȘI MĂRCI
București



(11) **RO 131793 A0**
(61) Int.Cl.
C26D 3/54 (2006.01)
A61L 27/42 (2006.01)

(19) **CERERE DE BREVET DE INVENȚIE**

(21) N° cerere a **2016 00501**

(22) Data de depozit: **13/07/2016**

(44) Data publicării cererii:
28/04/2017 BCFI nr. 4/2017

(71) Numele titularului:
"UNIVERSITATEA "DUNAREA DE JOS"
DIN GALAȚI ȘI ÎN ÎNSUȘIREA SAȘII
C. GALAȚI, CL. RO

(72) Invențiatorii:
BENEÀ LIDIA, STR. ENERGIEI NR. 7,
BL. C. AP. 13, GALAȚI, CL. RO;
ȘOROCĂRU FLORENTINA SIMONA,
STR. CALĂȘOR ÎN CÂRMĂZĂ, JUDEȚUL GALAȚI,
CL. RO

(54) **SUPRAFETE FUNCȚIONALE Co/nano-ZrO₂, OBTINUTE
PRIN ELECTRODEPUNERE**

(57) Rezumat:

Invenția se referă la un procedeu de obținere a unor suprafețe funcționale Co/nano-ZrO₂, utilizabile în medicină și pentru fabricarea de "implanți" sau proteze. Procedeuul conține invenție constă în electrodepozitarea oxidului de cobalt în mediu acid și de cobalt la temperatură de 25...27°C și densitatea de

curent cuprinde între 23 și 66 mA/cm², din care rezultă suprafețe funcționale Co/nano-ZrO₂ cu densitate de nano-ZrO₂ cuprins între 10 și 30 g/l.

Figurații: 7
Figuri: 12

Se înțelege că în orice publicație științifică de natură tehnică aparținând de domeniul tehnologiei aparținând industriei chimice se poate utiliza orice procedeu de obținere a unor suprafețe funcționale Co/nano-ZrO₂, utilizabile în medicină și pentru fabricarea de "implanți" sau proteze, în condițiile în care rezultatele sunt echivalente cu cele ale procedeuului descris în cererea de brevet în discuție.



RO 131793 A0


-- // --



CC-ITES

Competences Center for Interfaces – Tribocorrosion and Electrochemical Systems

www.cc-ites.ugal.ro



CC - ITES

Competences Center for Interfaces – Tribocorrosion and Electrochemical Systems

<http://www.cc-ites.ugal.ro/>

Prof. Dr. Ph.D. Lidia BENEĂ

Competences Center Interfaces-Tribocorrosion and Electrochemical Systems (CC-ITES)

Faculty of Engineering

"Dunarea de Jos" University of Galati

Fax: + 40 236 461353

Phone: +40 744 216277

E-mail: Lidia.Benea@ugal.ro ; lidiabd@yahoo.com

Cap. D. Capacitatea de a pregăti superior tineri cercetători

D1. Conducători de doctorat: Prof. univ dr. Lidia BENEĂ

D2. Doctoranzi care își desfășoară activitatea în unitatea de cercetare.

Proiecte Cercetare doctorală – TEZE DOCTORAT și DOCTORANZI
derulate și în derulare în cadrul centrului de cercetare CC-ITES

1) 2007-2008; 20011-2013: Titlu: POLIETILENA DE MASĂ MOLECULARĂ RIDICATĂ (UHMWPE) ȘI STRATURI COMPOZITE CU UTILIZARE ÎN IMPLANTURILE UMANE.

Doctorand: Ing. Marilena MARDARE (PRALEA).

Domeniu: Ingineria materialelor.

Conducător doctorat: Prof univ. dr. Lidia BENEĂ

Finalizată.

2) 2008-2011: Titlu: MATERIALE NANOSTRUCTURATE CU APLICAȚII ÎN OBTINEREA MEMBRANELOR PENTRU PURIFICAREA APELOR.

Doctorand: Ing. Ștefan BALTĂ.

Domeniu: Ingineria materialelor.

Conducător doctorat: Prof univ. dr. Lidia BENEĂ

Finalizată.

3) 2008-2012: Titlu: SUPRAFETE FUNCȚIONALE Co/nano-ZrO₂ OBTINUTE PRIN ELECTRODEPUNERE PENTRU UTILIZAREA ÎN INDUSTRIE ȘI BIOMEDICINĂ.

Doctorand: Ing. Florentina Simona ȘORCARU.

Domeniu: Ingineria materialelor.

Conducător doctorat: Prof univ. dr. Lidia BENEĂ

Finalizată.

4) 2008-2012: Titlu: MODIFICAREA SUPRAFETELOR ALIAJELOR DE TITAN (Ti-6Al-4V) PENTRU A ÎMBUNĂȚI PROPRIETĂȚILE DE COROZIUNE ȘI TRIBOCOROZIUNE ÎN MEDII SPECIFICE.

Doctorand: Ing. Eliza MARDARE (DĂNĂILĂ).

Domeniu: Ingineria materialelor.

Conducător doctorat: Prof univ. dr. Lidia BENEĂ

Finalizată.

5) 2009-2012: Titlu: INFLUENȚA TRATAMENTELOR ELECTROCHIMICE A SUPRAFETELOR (STRATURI NANOCOMPOZITE ÎN MATRICE DE NICHEL) ASUPRA REZISTENȚEI LA COROZIUNE ȘI UZURĂ.



CC-ITES

Competences Center for Interfaces – Tribocorrosion and Electrochemical Systems

www.cc-ites.ugal.ro

Doctorand: Ing. Adina Ionica PAVLOV.
Domeniu: Ingineria materialelor.
Conducător doctorat: Prof univ. dr. Lidia BENEĂ
Finalizată.

6) 2011-2014: Titlu: OBTINEREA ȘI CARACTERIZAREA SUPRAFETELOR FUNCȚIONALE PRIN METODE ELECTROCHIMICE PENTRU APLICAȚII BIOMEDICALE.

Doctorand: Farm. Iulian BOUNEGRU.
Domeniu: Ingineria materialelor.
Conducător doctorat: Prof univ. dr. Lidia BENEĂ
Finalizată.

7) 2013-2016: Titlu: FENOMENE DE DEGRADARE A MATERIALELOR ÎN MEDII SPECIFICE SALINE, LA DIFERITE TEMPERATURI ȘI METODE PENTRU PREVENIREA LOR

Doctorand: Laurențiu MARDARE.
Domeniu: Ingineria materialelor.
Conducător doctorat: Prof univ. dr. Lidia BENEĂ
În derulare.

8) 2013-2016 : Titlu: PROCESE DE DEGRADARE A MATERIALELOR ÎN SISTEMELE DE COLECTARE, TRANSPORT ȘI TRATARE A APELOR ȘI DEȘEURILOR ȘI METODE DE PROTECȚIE

Doctorand: Ing. Doinița PÎRVU
Domeniu: Ingineria materialelor.
Conducător doctorat: Prof univ. dr. Lidia BENEĂ
În derulare.

9) 2013-2016 : Titlu: PROCESAREA ELECTROCHIMICĂ ȘI PROPRIETĂȚILE STRATURILOR FUNCȚIONALE (HIBRIDE) NANOCOMPOZITE

Doctorand: Ing. Doru MATEI
Domeniu: Ingineria materialelor.
Conducător doctorat: Prof univ. dr. Lidia BENEĂ
În derulare.

10) 2014-2017: Titlu: SUPRAFETE FUNCȚIONALE OBTINUTE PRIN METODE ELECTROCHIMICE PE ALIAJE DE ALUMINIU ȘI CARACTERIZAREA LOR

Doctorand: Ing. Valentin Marian DUMITRAȘCU
Domeniu: Ingineria materialelor.
Conducător doctorat: Prof univ. dr. Lidia BENEĂ
În derulare.

11) 2016-2019: Titlu: COROZIUNEA BIOMATERIALELOR ÎN FLUIDELE FIZIOLOGICE SPECIFICE (ȘI METODE DE TRATARE A LOR PENTRU CREȘTEREA DURATEI DE VIAȚĂ).

Doctorand: Ing. Nicoleta Lucica SIMIONESCU
Domeniu: Ingineria materialelor.
Conducător doctorat: Prof univ. dr. Lidia BENEĂ
În derulare.

12) 2016-2019: Titlu: POLIMERI NATURALI ȘI NANOPARTICULE CU APLICAȚII



BIOMEDICALE ȘI TRANSPORT DE MEDICAMENTE.

Doctorand: Farm. Anca RĂVOIU

Domeniu: Ingineria materialelor.

Conducător doctorat: Prof univ. dr. Lidia BENEĂ

În derulare.

13) 2017-2019: Titlu: Degradarea biomaterialelor de implant în fluidele biologice și metode de îmbunătățire a proprietăților funcționale.

Doctorand: Ing. Mihaela GOROVEI

Domeniu: Ingineria materialelor.

Conducător doctorat: Prof univ. dr. Lidia BENEĂ

În derulare.

13) 2017-2020: Titlu: STUDII ASUPRA COROZIUNII ȘI UZURII ÎN SISTEMELE DE TRATARE ȘI TRANSPORT A APELOR.

Doctorand: Ing.

Domeniu: Ingineria materialelor.

Conducător doctorat: Prof univ. dr. Lidia BENEĂ

În perspectivă.

14) 2017-2020: Titlu: FUNCTIONALIZARI HIBRIDE (ANORGANIC – ORGANIC) A SUPRAFETELOR BIOMATERIALELOR CU MOLECULE BIOACTIVE PRIN TEHNICI ELECTROCHIMICE.


Doctorand: Ing.

Domeniu: Ingineria materialelor.

Conducător doctorat: Prof univ. dr. Lidia BENEĂ

În perspectivă

-- // --



CC - ITES

Competences Center for Interfaces – Tribocorrosion and Electrochemical Systems

<http://www.cc-ites.ugal.ro/>

Prof. Dr. Ph.D. Lidia BENEĂ

Competences Center Interfaces-Tribocorrosion and Electrochemical Systems (CC-ITES)

Faculty of Engineering

"Dunarea de Jos" University of Galati

Fax: + 40 236 461353

Phone: +40 744 216277

E-mail: Lidia.Benea@ugal.ro ; lidiabd@yahoo.com

Cap. D. Capacitatea de a pregăti superior tineri cercetători

D4. Acorduri de colaborare internaționale încheiate cu CC-ITES.

Pentru perioada 2017-2019 sunt încheiate două acorduri internaționale pentru derularea a două teze de doctorat în cotutelă.

1) Pentru doctorand SIMIONESCU Nicoleta



FACULTY OF ENGINEERING
METALLURGY AND MATERIALS ENGINEERING
KAPTELEINVAARDEWEG 44 BUS 5400
3000 LEUVEN BELGIUM



Prof. Dr. (Ph.D.) Lidia BENEĂ
Dunarea de Jos University of GALATI
Competences Center: Interfaces-Tribocorrosion-Electrochemical Systems (CC-ITES)
Faculty of Engineering
47 Domneasca Street
RO-80008 GALATI
ROMANIA

OUR REFERENCE: 2018-154/JPC/ta
YOUR REFERENCE: 2018-13-28
LEUVEN

Co-promotor acceptanța certificată Nicoleta SIMIONESCU

To whom it may concern:

The undersigned, Jean-Pierre OELIS, Emeritus Prof. Dr. Ir. at the Katholieke Universiteit Leuven (Belgium), and expert on Surface and Interface Engineering, Materials, Tribology and Tribocorrosion, confirms herewith that he is willing to act as co-promotor (co-supervisor) of the Ph.D. research in progress by SIMIONESCU Nicoleta. The doctoral research is dealing with the degradation of biomaterials by corrosion and tribocorrosion in specific fluids (Degradarea biomaterialelor prin coroziune și tribocoroziune în fluidele specifice).

This agreement does not give a diploma to the candidate since such an agreement has not yet been undersigned between KU Leuven and UDJG.

Done at Leuven on November 3 2017

Emeritus Prof. Dr. Ir. Jean-Pierre Oelis

PROF. DR. IR. JEAN-PIERRE OELIS, EMERITUS
TEL. + 32 36 32 12 04 FAX + 32 36 32 19 69
WWW.CHEM.MATERIALS.KULeuven.BE
WWW.CHEM.KULeuven.BE



CC-ITES

Competences Center for Interfaces – Tribocorrosion and Electrochemical Systems

www.cc-ites.ugal.ro

2) Pentru doctorand RAVOIU Anca

KATHOLIEKE UNIVERSITEIT LEUVEN
DEPARTMENT OF CHEMICAL ENGINEERING
SILVIO ANELAS, PH.D.
B-3001 HEVERLEE, BELGIUM
TEL: +32



Prof. Dr. (Ph.D.) Lidia BENEÀ
Bunarea de Jos University of GALATI
Competences Center: Interfaces Tribocorrosion Electrochemical Systems (CC-ITES)
Faculty of Engineering
47 Domneasca Street
RO-80008 GALATI
ROMANIA

KATHOLIEKE
UNIVERSITEIT
LEUVEN

CUR REF:
YOUR REF:
LEUVEN:
01.11.18

To whom it may concern

The undersigned, Bart Van der Bruggen, Prof. Dr. ir. of the Katholieke Universiteit Leuven, department of Chemical Engineering, confirms herewith that he is willing to act as co-ordinator/co-supervisor of the PhD research in progress done by RAVOIU Anca. The thesis is dealing with the the natural polymers and nanoparticles in biomedical applications and drugs delivery (Polimeri naturali si nanoparticule cu aplicatii biomoleculare si transport de medicamente).

This agreement does not give a bi-diploma to the candidate since such an agreement has not yet been undersigned by K.U.Leuven and UBJS


Sincerely,

Bart Van der Bruggen

KU LEUVEN
Department of Chemical Engineering
Catalanstraat 45 - 3001 Leuven
3001 Leuven
BELGIUM

Prof. Dr. ir. BART VAN DER BRUGGEN
Tel: +32 (0)30 352 3232 Fax: +32 (0)30 352 3233
Email: bart.van.der.bruggen@kuleuven.be

-- // --



CC - ITES

Competences Center for Interfaces – Tribocorrosion and Electrochemical Systems
<http://www.cc-ites.ugal.ro/>

Prof. Dr. Ph.D. Lidia BENEĂ
Competences Center Interfaces-Tribocorrosion and Electrochemical Systems (CC-ITES)
Faculty of Engineering
"Dunarea de Jos" University of Galati
Fax: + 40 236 461353
Phone: +40 744 216277
E-mail: Lidia.Benea@ugal.ro ; lidiabd@yahoo.com

Cap. D. Capacitatea de a pregăti superior tineri cercetători

D.6. Studenți/masteranzi implicați în programe de licență/masterat care desfășoară activitate de cercetare în UC

MASTER - DISERTAȚII

D.6.1. 2017 Rezistența la coroziune comparativă a tablelor zincate și pasivate cu crom trivalent și crom hexavalent.

Student: **SOCOLA Marius**

Coordonator Științific: **Prof. univ. dr. chim. Lidia BENEĂ**

LICENȚĂ

D.6.2. 2016: Materiale avansate și acoperiri de protecție pentru mediul coroziv marin: Creșterea rezistenței la coroziune prin modificarea suprafețelor.

STUDENT: **TODERAȘCU Georgeta Ramona**

Coordonator Științific: **Prof. univ. dr. chim. Lidia BENEĂ**

LUCRARI EXPERIMENTALE STUDENȚI ȘI PREZENTATE LA SESIUNI ȘTIINȚIFICE

În perioada 2016 - 2017 au desfășurat activități experimentale pe aparatura din laboratoarele CC-ITES, AN 012 și AN 004 un număr de **19 studenți**, care au prezentat rezultatele la sesiuni științifice.

1) 2016: Coroziunea aliajelor de aluminiu (Al3003 și Al1050) pentru aplicații în industria navală

Student: **STAICU Camelia**

Coordonator Științific: **Prof. univ. dr. chim. Lidia BENEĂ**

2) 2016: Coroziunea aliajelor de aluminiu (Al3003 și Al5754) pentru aplicații în industria auto

Studenți: **Ionica ANTON & Petruta PRODAN**

Coordonator Științific: **Prof. univ. dr. chim. Lidia BENEĂ**

3) 2016: Coroziunea influențată microbiologic (MIC) – impact asupra mediului și securității muncii

Studenți: **TĂNASE Adrian & STOIAN Marius**

Coordonator Științific: **Prof. univ. dr. chim. Lidia BENEĂ**



4) 2016: **Comportarea la coroziune a aliajelor de cupru în medii specifice construcțiilor navale**
Studenti: **Marius DIMA & Alin CREȚU**

5) 2016: **Evaluarea comportării la coroziune a cuprului și aliajelor de cupru (Cu, Alamă) în medii apoase**
Studente: **Andreea MUNTEANU & Sara HONDRILĂ**
Coordonator Științific: **Prof. univ. dr. chim. Lidia BENEĂ**


6) 2016: **Inhibitori de coroziune ecologici din extracte vegetale pentru diferite materiale utilizate în medii acide**
Studenti: **Andreea PANAITE & Antonel URECHE**
Coordonator Științific: **Prof. univ. dr. chim. Lidia BENEĂ**

7) 2016: **Evaluarea comportării la coroziune a oțelurilor speciale pentru industria de automobile**
Studenti: **Georgian MANOLE & Alin GOSAV**
Coordonator Științific: **Prof. univ. dr. chim. Lidia BENEĂ**

8) 2016: **Recuperarea metalelor grele (zincul) din apele industriale uzate prin electroliză**
Studenti : **Ionel FROMEA & Florin PRICOPI**

9) 2016: **Coroziunea oțelurilor inoxidabile în sucurile comerciale**
Studenti: **George-Perinel ENEA & Cătălin MATEI**

-- // --



CC - ITES

Competences Center for Interfaces – Tribocorrosion and Electrochemical Systems
<http://www.cc-ites.ugal.ro/>

Prof. Dr. Ph.D. Lidia BENEĂ
Competences Center Interfaces-Tribocorrosion and Electrochemical Systems (CC-ITES)
Faculty of Engineering
"Dunarea de Jos" University of Galati
Fax: + 40 236 461353
Phone: +40 744 216277
E-mail: Lidia.Benea@ugal.ro ; liidiabd@yahoo.com

E. Prestigiul științific (toată perioada de activitate)

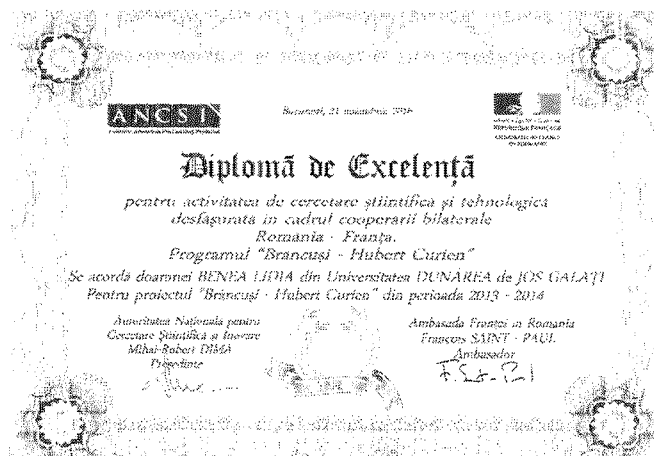
$$\begin{aligned} \text{TOTAL E} &= \text{E2} + \text{E6} + \text{E7} + \text{E8} \\ &= 100 + 30 + 390 + 60 = 580 \text{ p} \end{aligned}$$

E.2	Membri în colectivele editoriale ale unor reviste internaționale (cotate de Web of Science, Thomson Reuters) sau ale unor edituri internaționale
	Scientific Editorial Board Prof. univ. dr. Lidia BENEĂ
1	Member of Scientific Editorial Board : <i>The Annals of "Dunarea de Jos" University of Galati, Fascicle IX. Metallurgy and Materials Science. ISSN 1453-083X.</i> ANALELE UNIVERSITĂȚII "DUNĂREA DE JOS" DIN GALAȚI. FASCICULA IX. METALLURGIE ȘI ȘTIINȚA MATERIALELOR
2	Member of Scientific Editorial Board ISI Journal: <i>ISRN Corrosion. ISSN: 2090-8903</i> (Online) doi:10.5402/CORROSION.

E.6. Premii ale Academiei Române

Cred ca diploma de excelență primită din partea Ambasadei Franței poate fi asimilată.

EXCELLENCE DIPLOMA for Scientific and Technological Research Activity done in the frame of Bilateral cooperation Romania - France, Framework Programme "Brâncuși-Humbert Curien".
Awarded in 2016 by: France Embassy in Romania and Romanian National Authority for Research and Innovation (ANCSI).



E.7. Referent științific al unor reviste cotate ISI sau al unor edituri internaționale de renume
 21 reviste internaționale ISI: Referent: Lidia BENEĂ.

Nr crt	Scientific reviewer for ISI International Journals 2002-2017
1	ACS Nano IF = 12.881. ID nn-2012-017316 ID nn-2012-03631d ID: nn-2011-03507y
2	Corrosion Science IF = 5.154. Ms. Ref. No.: CORSCI-D-16-00508 Ms. Ref. No.: CORSCI-D-15-00135 Ms. Ref. No.: CORSCI-D-15-00279 Ms. Ref. No.: CORSCI-D-15-00099 Ms. Ref. No.: CORSCI-D-13-01364 Ms. Ref. No.: CORSCI-D-14-00937 Ms. Ref. No.: CORSCI-D-14-00375 CORSCI-D-13-00628 CORSCI-D-11-01370
3	Electrochimica Acta IF= 4.504 Ms. Ref. No.: NB14-018 Manuscript Number: NB11-083
4	Journal of Solid State Electrochemistry IF =2.446. Manuscript reference: JSEL-D-16-00470
5	Surface and Coatings Technology IF = 1.998 Ms. Ref. No.: SURFCOAT-D-15-02592 Ms. Ref. No.: SURFCOAT-D-14-01590 Ms. Ref. No.: SURFCOAT-D-14-02655 Ms. Ref. No.: SURFCOAT-D-12-01169 SURFCOAT-D-11-01587
6	Scripta Materialia IF = 3.224. SMM-10-1266
7	Journal of Electroanalytical Chemistry IF = 2.729. Ms. No.: JELECHEM-D-14-01203 Ms. No.: JELECHEM-D-14-00220 JELECHEM-D-12-00833
8	Journal of Biomedical Materials Research: Part B – Applied Biomaterials IF = 2.759. JBMR-B-14-0262 JBMR-B-13-0508

	JBMR-B-11-0528.R1 JBMR-B-11-0528
9	Wear IF = 1.862 Reference: IH-9882 Reference: IH-9882
10	Composites Part B IF = 2.983 JCOMB-D-11-00344
11	Tribology International IF = 1.936 Ms. Ref. No.: TRIBINT-D-16-00639 Ms. Ref. No.: TRIBINT-D-15-01025
12	Materials and Design IF = 3.171 Ms. Ref. No.: JMAD-D-16-04121
13	Applied Surface Science IF = 2.711 Ref: APSUSC-D-14-04882R1 Ms. Ref. No.: APSUSC-D-14-04882 APSUSC-D-13-02741
14	Science and Technology of Advanced Materials IF = 3.513. Ms. Ref. No.: STAM-D-11-00143 Ms. Ref. No.: STAM-D-11-00143
15	Journal of Materials Science & Technology. IF = 1.909. Manuscript ID JMST-2015-0959
16	Materials Chemistry and Physics IF = 2.259. Ms. Ref. No.: MATCHEMPHYS-D-15-02502 Ms. Ref. No.: MATCHEMPHYS-D-15-02502 Ms. Ref. No.: MATCHEMPHYS-D-14-00812 MATCHEMPHYS-D-12-02401
17	Journal: ACS Applied Materials & Interfaces. I.F. = Manuscript ID : am-2016-018762.
18	Journal of The Electrochemical Society I.F. = 3.266 ECS Journals: MS #JESP-16-3945
19	Chemical Engineering Journal I.F. =

	Ms. Ref. No.: CEJ-D-15-00640
20	RSC Advances I.F. = 3.84 Manuscript ID RA-ART-07-2013-043763.
21	International Journal of Materials Research I.F. = 0.819 Ms. No. MR3323 Manuscript number: MR3285 Manuscript_MR2917
22	Jurnal : Green Chemistry Letters and Reviews IF= 1.729 Manuscript ID TGCL-2011-0175
23	Jurnal: Analyst. IF = 3.885 Manuscript ID AN-COM-10-2011-016023
24	Jurnal: Journal of Electrochemical Science and Engineering –jESE <i>J. Elchem. Sci. Eng.</i> ISSN 1847-9286 Manuscript Ref. No.: 6045043
25	Jurnal: European Physical Journal - Applied Physics (EPJAP) Review for the European Physical Journal - Applied Physics (EPJAP) ISSN: 1286-0042 - Our Ref.: ap110350.
26	Scripta Materialia IF = 3.747 Manuscript SMM-10-1266
	TOTAL E.7. = 26 * 15 = 390

E.8. Referent științific al unor reviste indexate în baze de date internaționale sau al unor edituri recunoscute la nivel național

1) 2014: . Review la: The Annals of “Dunarea de Jos” University of Galati, Fascicle IX, Metallurgy and Materials Science.

Title: Silica thin films obtaining by sol-gel dip coating with controlled optical properties.

Authors: C Mihoreanu, A. Eneșca, A. Duță.

2) 2014: . Review la: The Annals of “Dunarea de Jos” University of Galati, Fascicle IX, Metallurgy and Materials Science.

Title: Effect of ZnO nanoparticles on the anticorrosion properties of epoxy coating

Authors: Viorel Panaite, Viorela Mușat.

3) 2014: Review la: The Annals of “Dunarea de Jos” University of Galati, Fascicle IX, Metallurgy and Materials Science.

Title: Corrosion analysis of commercial ships – a review.
Authors: Mihaela Costache, Costel Iulian Mocanu

4) 2014: Review la: The Annals of “Dunarea de Jos” University of Galati, Fascicle IX, Metallurgy and Materials Science.

Title: Numerical analysis of corrosion influence on ship strength.
Authors: Mihaela Costache, George Jagite, Costel Iulian Mocanu.

5) 2010: Referent B+ (BDI): ANALELE UNIVERSITĂȚII “DUNĂREA DE JOS” DIN GALAȚI. FASCICULA IX. METALLURGIE ȘI ȘTIINȚA MATERIALELOR. nr.1.-2010: Violeta Vasilache, Sonia Gutt, Ion Sandu, Gheorghe Gutt, Traian Vasilache - Electrodeposition and Characterization of Zinc-Cobalt Alloy Coatings.

6) 2010: ANALELE UNIVERSITĂȚII “DUNĂREA DE JOS” DIN GALAȚI. FASCICULA IX. METALLURGIE ȘI ȘTIINȚA MATERIALELOR nr.2.-2010: Roxana Ștefănică, Carmen Nejneru, Vasile Manole, Ramona Cimpoșu Hanu -Electrochemical Corrosion Behavior of 7075 Aluminum Alloy after Ageing Treatment

TOTAL E.8. = 6 * 10 = 60 p

Nu sunt considerate la punctaj.

List of peer-review activity and evaluation

2013-2016: Vice - President of Board of Appeals - Materials Science and Engineering
Commission from National Council for Attesting Titles, Diplomas and Certificates (CNATDCU).

2007-2015: CNCSIS - UEFISCDI - ANCS: Assesor Expert for Research Programmes: IDEI, CEEX, Partenership, TE, PNCDI, PCCA and Bilateral Internationnal Cooperation.

2015: Assessor Expert evaluator and rapporteur: H2020-MSCA-ITN-2015 – 'Innovative Training Networks EU remote evaluation, Februarie 2015. European Commission, Research Executive Agency, Unit REA-A1, Marie Skłodowska -Curie Innovative Training Networks. FP7: Horizon 2020: ID: EX2002B002205

2016-2017: Assessor Expert evaluator and rapporteur: H-2020: SPIRE- 10 – 2017 "New electrochemical solutions for industrial processing, which contribute to a reduction of carbon dioxide emissions"

2016-2017: Assessor Expert evaluator and rapporteur ESF-COST Actions: Open Call OC-2016-2 submitted by 2016-12-07 12:00:00.

2016: Assessor Expert evaluator and rapporteur: Eureka 2016 - Sesiunea II.
Planului National III – Cooperare europeana si internationala – 3.5 Alte initiative si programe europene si internationale.

2016: Assessor Expert evaluator and rapporteur UEFISCDI-PN III-Transfer la operatorul economic. Domeniului 4. Eco-nano-tehnologii si materiale avansate. Planului National III - Competitia Bridge Grant.

2016: Assessor Expert evaluator and rapporteur PN III , Cooperare internațională. Bilaterale Romania Moldova.

2016: Assessor Expert evaluator and rapporteur: PN III. Programme NUCLEU 2016

2015: Assessor Expert evaluator and rapporteur: H2020 NMP-19-2015: **Materials for severe operating conditions, including added-value functionalities.**

Horizon 2020 Evaluators for NMP-19-2015 : Materials for severe operating conditions, including added-value functionalities. Research & Innovation Actions.

2015: Assessor Expert evaluator and rapporteur: FP7 Mid term review meeting **FP7-PEOPLE-2013-ITN (EID) - SUSCOAT - 607882.**

Mid term review meeting FP7-PEOPLE-2013-ITN (EID) - SUSCOAT - 607882- 1 Oct 2015 - Ghent (Belgium).

2015: Assessor Expert evaluator and rapporteur: German-Egyptian Research Proposals related to application-oriented research in frame of the German-Egyptian Research Fund GERF.

2015: Assessor Expert evaluator and rapporteur: H2020-MSCA-IF-2015- CHE. EUROPEAN COMMISSION. Research Executive Agency, MSC Individual Fellowships, Chemistry Panel. Types of Action" (MSCA-IF-2015-EF-ST, MSCA-IF-2015-EF-RI, MSCA-IF-2015-EF-CAR & MSCA-IF-2015-GF).

2013: Assessor Expert and Technical Reviewer for the Research Project with Protocol No. EUREKA/EUYΦI/0609/01. **DESMI 2009-2010 IS "EUREKA - Ongoing Projects. CO-FUNDED BY THE REPUBLIC OF CYPRUS AND THE EUROPEAN REGIONAL DEVELOPMENT FUND.**

2012: Assessor Expert evaluator EVALUARE INOVARE MODULUL 5 UEFISCDI. European Cooperation (Cooperare Europeana) EUREKA-EUROSTARS. **Modul 5 EUREKA.**

2012: Assessor Expert evaluator and rapporteur Chemistry panel People Individual Marie Curie Actions (FP7-PEOPLE-2012-IEF-IIF-IOF). Chemistry panel – People. Individual Marie Curie Actions (FP7-PEOPLE-2012-IEF/ FP7-PEOPLE-2012-IIF/FP7-PEOPLE-2012-IOF. European Commission, Research Executive Agency.

2011: Assessor Expert evaluator and rapporteur. FP7-PEOPLE-2011-IEF, IIF & IOF, under the call FP7-PEOPLE-2011-IXF – CHE panel.

2011: Assessor Expert evaluator: Agence universitaire de la Francophonie. Bureau Europe centrale et orientale. Programme "Eugen Ionescu".

2010-2011: Long term expert: PhD Expert, POSDRU Project: Improve the quality of training of researchers based doctoral programs enhanced by partnership.

Contract no POSDRU/21/1.5/G/19524

2010: Assessor Expert evaluator and rapporteur: EXPERT 2010 (UE): Blanc / Blue-Sky, de l'ANR (ANR EU).

2010: Assessor Expert evaluator and rapporteur: EXPERT 2010 (UE): Research Promotion Foundation (RPF) of Cyprus.

2006-2009: Scientific Expert - Vice Chairman: ESF-COST Programme: Nanoscale

Electrochemical and Bio-Processes at Solid-Aqueous Interfaces of Industrial Materials.

http://w3.cost.eu/index.php?id=188&action_number=D33

[http://www.cost.esf.org/library/publications/\(pbno\)/8](http://www.cost.esf.org/library/publications/(pbno)/8)

Nu sunt considerate la punctaj.

Scientific Reviewer for International Ph.D. Thesis	
1.	Dicarboxylic acids as corrosion inhibitors for carbon steel in ground water. Autor Felicia Rajammal Selvarani, Supervisor: S. Rajendran. Universitatea Madurai Kamaraj University – India.
2.	Inhibition of corrosion of mild steel in acidic media by some mannich bases. Autor: Mr. M. ANWAR SATHIQ. Supervisor: Dr. A. Jamal Abdul Nasser. Jamal Mohamed College (Autonomous), Tiruchirappalli - 620 020, Tamil Nadu, India.
3.	Inhibition of corrosion of mild steel in well water by phenolic compounds. authored by: Mrs. H BENITA SHERINE. Bharathidasan University, Thiruchirappalli - 620 024 – India.